

Chat Room

Runners Unit 10




Clothes

Name : _____

Month : _____

Teacher : _____



Part One

Summer Clothes



We will be learning these words.



We will be singing this song!

Put Our Clothes On

(To the tune of "Frère Jacques")

I put my clothes on
Put my clothes on
Here's my shoe
Here's my shoe

I will wear my T-shirt
With my hat and pink shirt
Wear my clothes
Wear my clothes

Our Activities

Monday

Interview Day

We will be asking these questions:

1. How are you feeling?
2. Where do you live?
3. What are you wearing?

Tuesday

Craft Day

We will be making clothing-themed crafts!

Wednesday

Presentation Day

What is your favorite T-shirt or shirt? Wear it to class and show your classmates!

Thursday

Science Day

We will be learning about colors.

Friday

Practical Skill Day

We will be learning some alphabet sounds.

Language Skill Focus

What are you wearing?

I'm wearing a hat.


Concept Check

Try This at Home!



Listen to the questions and circle or point to the correct pictures.

1. Which are sandals?



2. Who is wearing a tie?



3. Can you point to the green sunglasses?



4. Which is dress?



Practical Skill

Try This at Home!



These are the sounds I learned!



Yy ... as in yo-yo



Zz ... as in zebra



Let's practice. Listen and match the pictures to the correct letters.



Yy

Zz



Vocabulary Practice One




Teacher: _____

Date: _____

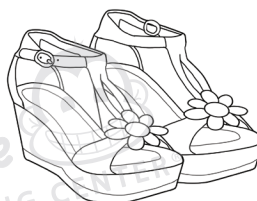
Listen carefully and circle the correct pictures.

1




T-shirt

2



sandals

3




hat

4




wear

5



sunglasses

6



dress

Vocabulary Practice Two



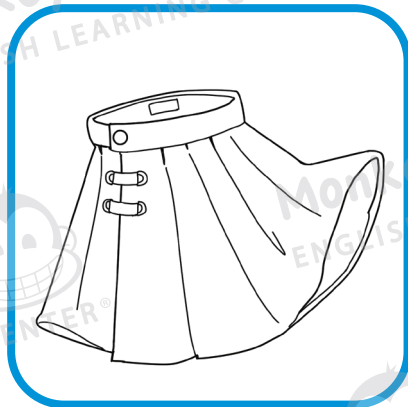
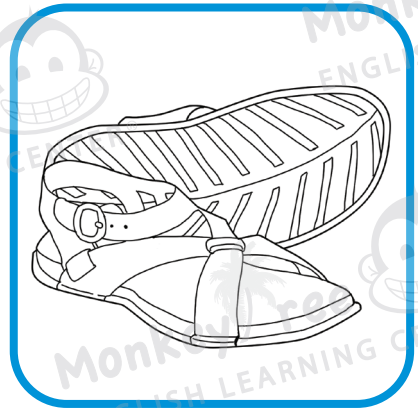
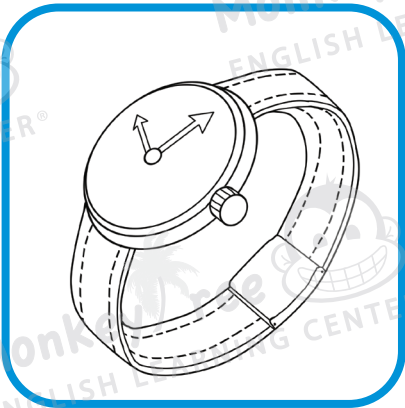
Teacher: _____

Date: _____

Listen carefully and color accordingly.

Let's Color!

1. sandals - red
2. watch - blue
3. skirt - yellow
4. T-shirt - green
5. dress - purple
6. shoes - orange
7. tie - brown
8. shorts - pink



Vocabulary Practice Three

Teacher: _____

Date: _____

Trace the words and circle the correct pictures.


1

hat




2

shoes



3

work




4

dress



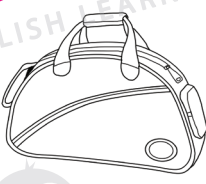
5

watch



6

shirt



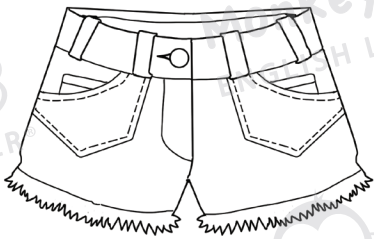

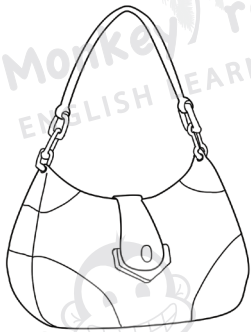


Vocabulary Practice Four

Teacher: _____

Date: _____

Listen carefully and number the pictures accordingly.



Vocabulary Practice Five



Teacher: _____

Date: _____

Listen carefully and match the words to the pictures.

1

wear



2

dress



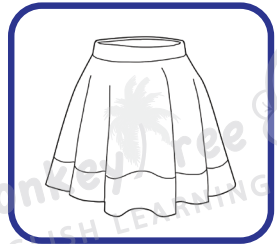
3

shorts



4

skirt



5

tie



6

watch



Vocabulary Practice Six

Teacher: _____

Date: _____

Listen carefully and paste the pictures.

1

shorts

2

watch

3

sunglasses

4

sandals

5

T-shirt

6

skirt

Science Log

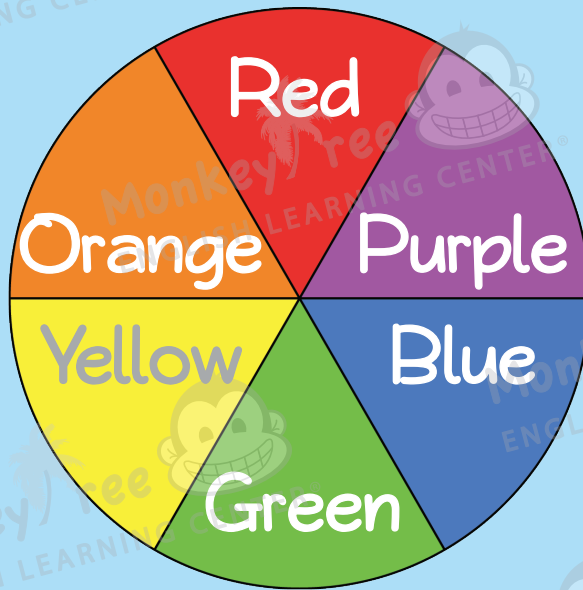
Colors

Teacher: _____

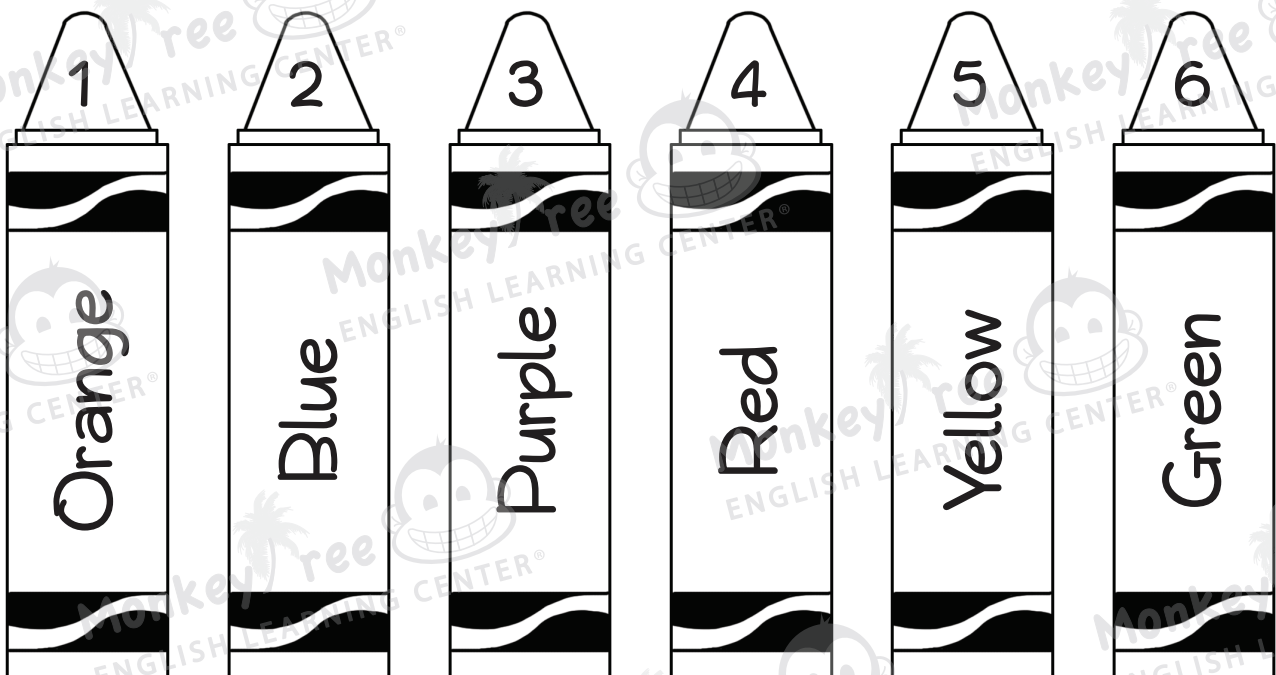
Date: _____



We will be learning about the color wheel! Can you name all the colors on the color wheel?



Listen and color accordingly!



Science Log

Colors

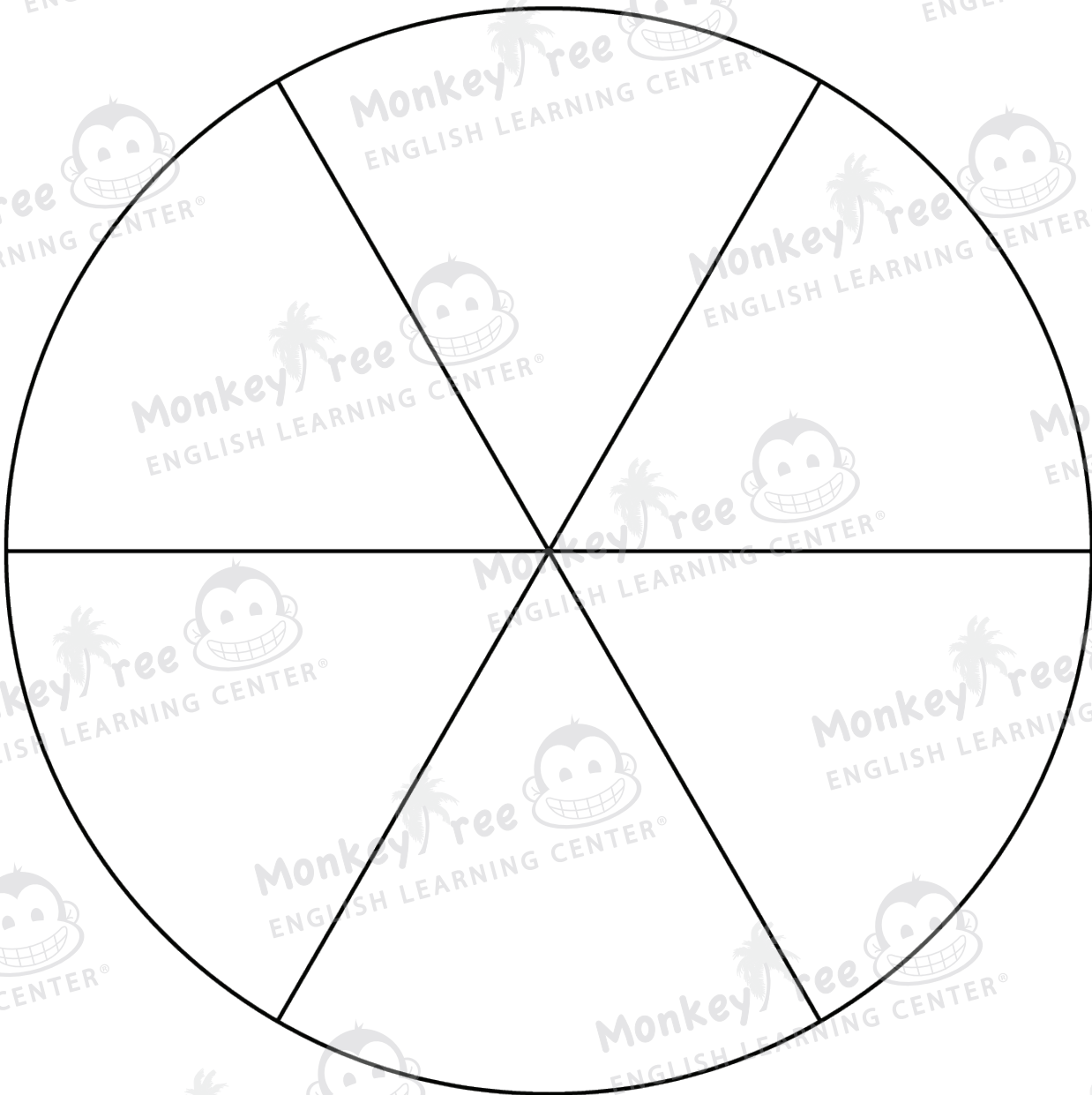
Teacher: _____

Date: _____



Complete the color wheel by pasting the colors onto it accordingly.

Warm Colors



Cool Colors

Part Two Winter Clothes



We will be learning these words.



We will be singing this song!

One Two Buckle My Shoe

One, two
Buckle my shoe
Three, four
Open the door
Five, Six
Pick up sticks
Seven, eight
Lay them straight
Nine, ten
A good, fat hen



Our Activities

Monday

Interview Day

We will be asking these questions:

1. How old are you?
2. Do you have any brothers or sisters?
3. What do you wear in the winter?

Tuesday

Craft Day

We will be making clothing-themed crafts!

Wednesday

Presentation Day

What is your favorite T-shirt or shirt? Wear it to class and show your classmates!

Thursday

Science Day

We will be learning how to mix colors!

Friday

Practical Skill Day


We will be reviewing the alphabet sounds.



Language Focus Skill

Are you wearing a hat?

No, I'm not wearing a hat.



Concept Check

Try This at Home!



Listen to the questions and circle or point to the correct pictures.

1. Which are pajamas?



2. Who is wearing trousers?



3. Can you point to the mittens?



4. Which boots are yellow?



Practical Skill

Try This at Home!







These are the sounds I learned and reviewed!

Aa Bb Cc Dd Ee Ff Gg
Hh Ii Jj Kk Ll Mm
Nn Oo Pp Qq Rr Ss
Tt Uu Vv Ww Xx Yy Zz



Let's practice! Listen carefully and write the beginning sounds.



Vocabulary Practice One

Teacher: _____

Date: _____

Listen carefully and paste pictures.

1

boots

2

shirt

3

socks

4

mittens

5

jacket

6

scarf

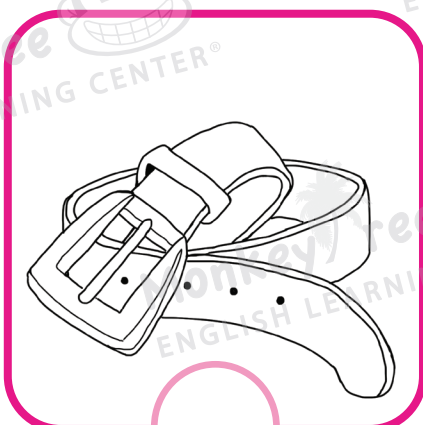

Vocabulary Practice Two

Teacher: _____

Date: _____



Listen carefully and number the pictures in the correct order.



Vocabulary Practice Three

Teacher: _____

Date: _____

Listen carefully and match the words to the pictures.

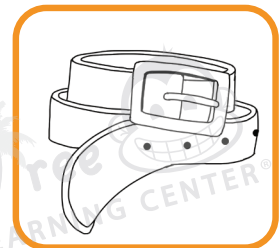
1

scarf



2

pajamas



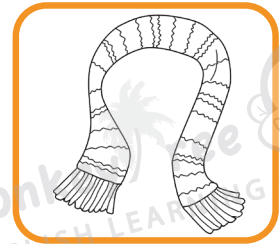
3

sweater



4

belt



5

boots



6

shirt



Vocabulary Practice Four



Teacher: _____

Date: _____

Trace the words and circle the correct pictures.

1

Wrap




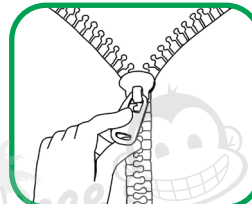
2

Sweater




3

Zip



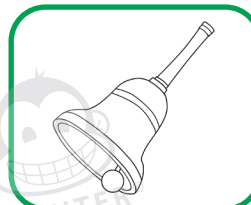
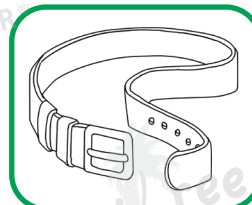
4

Dragon



5

Belt



6

Socks



Vocabulary Practice Five



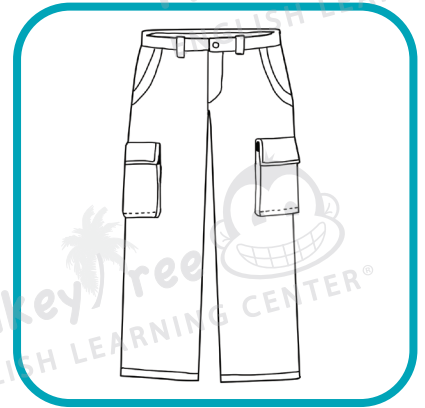
Teacher: _____

Date: _____

Listen carefully and color accordingly.

Let's Color!

1. pajamas - red
2. trousers - blue
3. socks - yellow
4. mittens - green
5. shirt - purple
6. boots - orange
7. wrap - brown
8. zip - pink



Vocabulary Practice Six

Teacher: _____

Date: _____

Listen carefully and circle the correct pictures.

1




sweater

2



belt

3



jacket

4



wrap

5



shirt

6



pajamas

Science Log


Mixing Colors

Teacher: _____

Date: _____

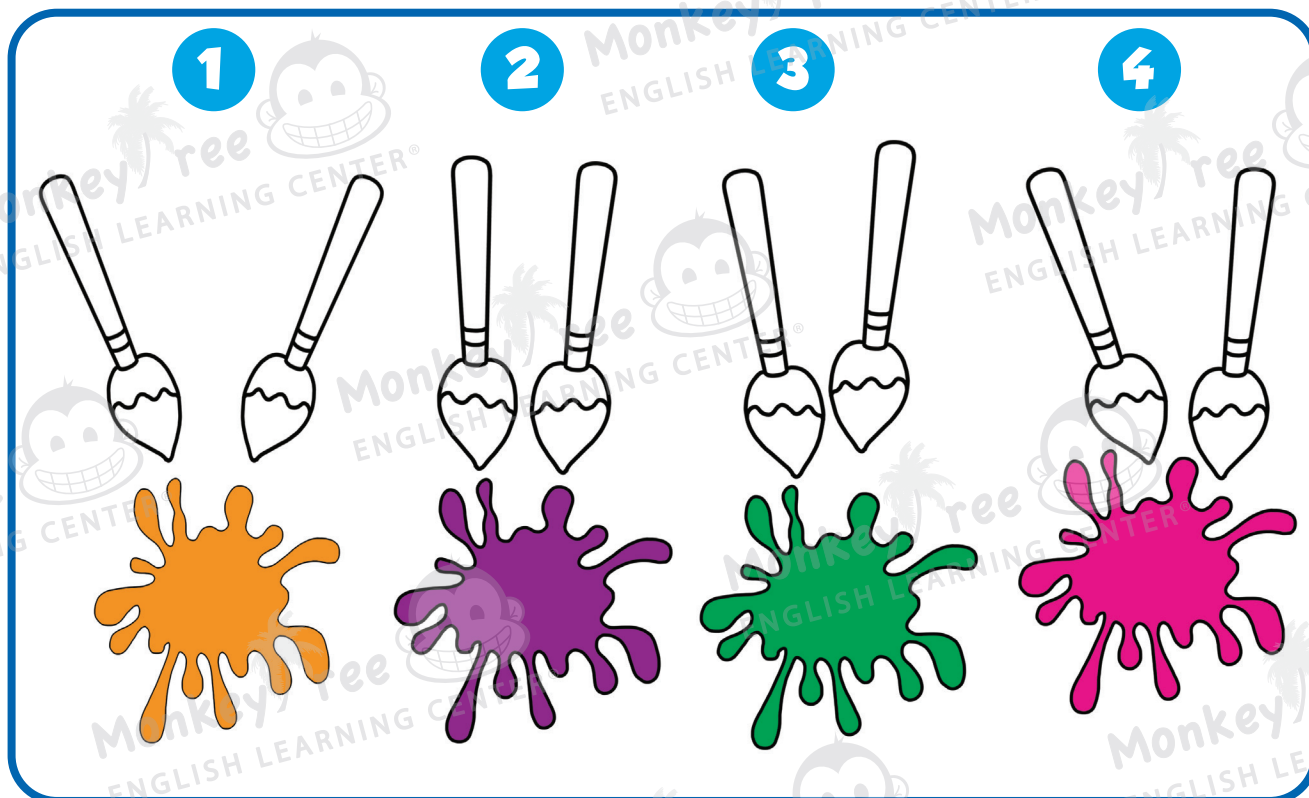
We will be learning about mixing colors this week!

When we mix these colors...



...we get these colors.

Fill in the boxes with the two colors that are needed to mix the one color.



Science Log

Mixing Colors

Teacher: _____

Date: _____

Complete the color mixing chart and paste it here!

Extra Fun Activity One

Date: _____




Can you spot all six differences? Circle them!



Extra Fun Activity Two

Date: _____

Look at the picture. Count how many and write the numbers.



Chat Room Runners Report

Month						
1	2	3	4	5	6	7
8	9	10	11	12	13	14
15	16	17	18	19	20	21
22	23	24	25	26	27	28
29	30	31				

- Poor
- Average
- Good
- Very Good
- Excellent

Speaking :

1

2

3

4

5

Listening:

1

2

3

4

5

Concentration:

1

2

3

4

5

Behavior:

1

2

3

4

5

Vocabulary:

1

2

3

4

5

Overall:

1

2

3

4

5

Comment / Note:

Teacher's Signature:

Should you have any further questions or concerns, please feel free to make an appointment with your child's teacher or our staff to further discuss your child's progress.