

# Chat Room

Walkers Unit 10



Name : \_\_\_\_\_

Month : \_\_\_\_\_

Teacher : \_\_\_\_\_



# Part One

## Summer Clothes



We will be learning these words.



We will be singing this song!

### Put Our Clothes On

(To the tune of "Frère Jacques")

I put my clothes on  
Put my clothes on  
Here's my shoe  
Here's my shoe

I will wear my T-shirt  
With my hat and pink skirt  
Wear my clothes  
Wear my clothes



# Our Activities

**Monday**

## Interview Day

We will be asking these questions:

1. What's your name?
2. How old are you?
3. What are you wearing?

**Tuesday**

## Craft Day

We will be making clothing-themed crafts!

**Wednesday**

## Presentation Day

What is your favorite T-shirt or shirt? Wear it to class and show your classmates!

**Thursday**

## Science Day

We will be learning about colors!

**Friday**

## Practical Skill Day

We will be learning some alphabet sounds.

## Language Skill Focus

Are you wearing a hat?

Yes, I am.

# Practical Skill

## Try This at Home!



Listen to the questions and circle or point to the correct pictures.


1. Which dress is green?



2. Which is a T-shirt?



3. Who is wearing a hat?



4. Can you point to the shorts?



# Concept Check

## Try This at Home!



These are the sounds I learned!

**Yy**

... as in yo-yo





**Zz**

... as in zebra



Let's practice! Write each letter and say the sound!





# Vocabulary Practice One

Teacher: \_\_\_\_\_

Date: \_\_\_\_\_

Trace the vocabulary words.

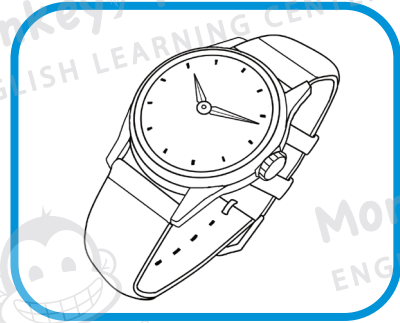
1

bag




2

watch



3

hat



4

weary





# Vocabulary Practice Two

Teacher: \_\_\_\_\_

Date: \_\_\_\_\_

Listen carefully and match the numbers to the pictures.

1

shorts



2

T-shirt



3

shoes



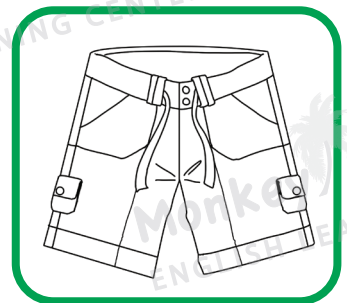
4

watch



5

dress



# Vocabulary Practice Three


Teacher: \_\_\_\_\_

Date: \_\_\_\_\_



Listen carefully and circle the correct pictures.

1



hat

2



wear

3




shoes

4



dress

5



watch

6



T-shirt

# Vocabulary Practice Four

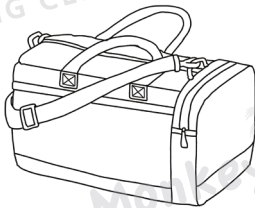
Teacher: \_\_\_\_\_

Date: \_\_\_\_\_







Listen carefully and color the correct pictures.


1





2



3



4





# Vocabulary Practice Five


Teacher: \_\_\_\_\_

Date: \_\_\_\_\_



Circle all the things we have talked about. Cross the things we have not talked about.

1




2



3




4




5



6



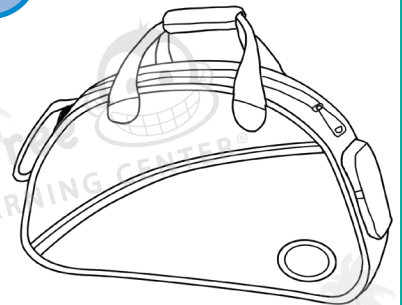
7



8



9





# Vocabulary Practice Six

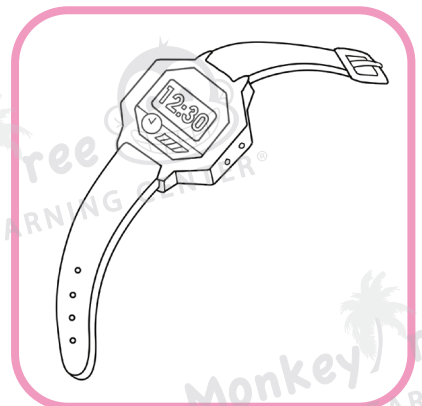
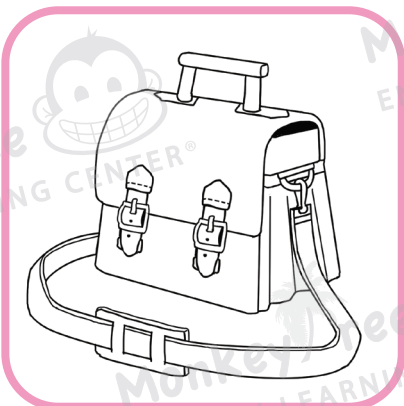
Teacher: \_\_\_\_\_

Date: \_\_\_\_\_

Listen carefully and color accordingly.

## Let's Color!

1. T-shirt - red
2. dress - blue
3. wear - yellow
4. hat - green
5. bag - purple
6. shorts - orange
7. shoes - brown
8. watch - pink



# Science Log

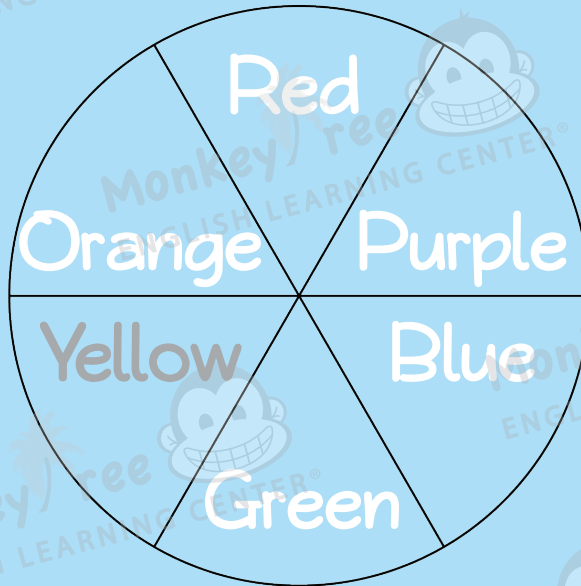
## Colors

Teacher: \_\_\_\_\_

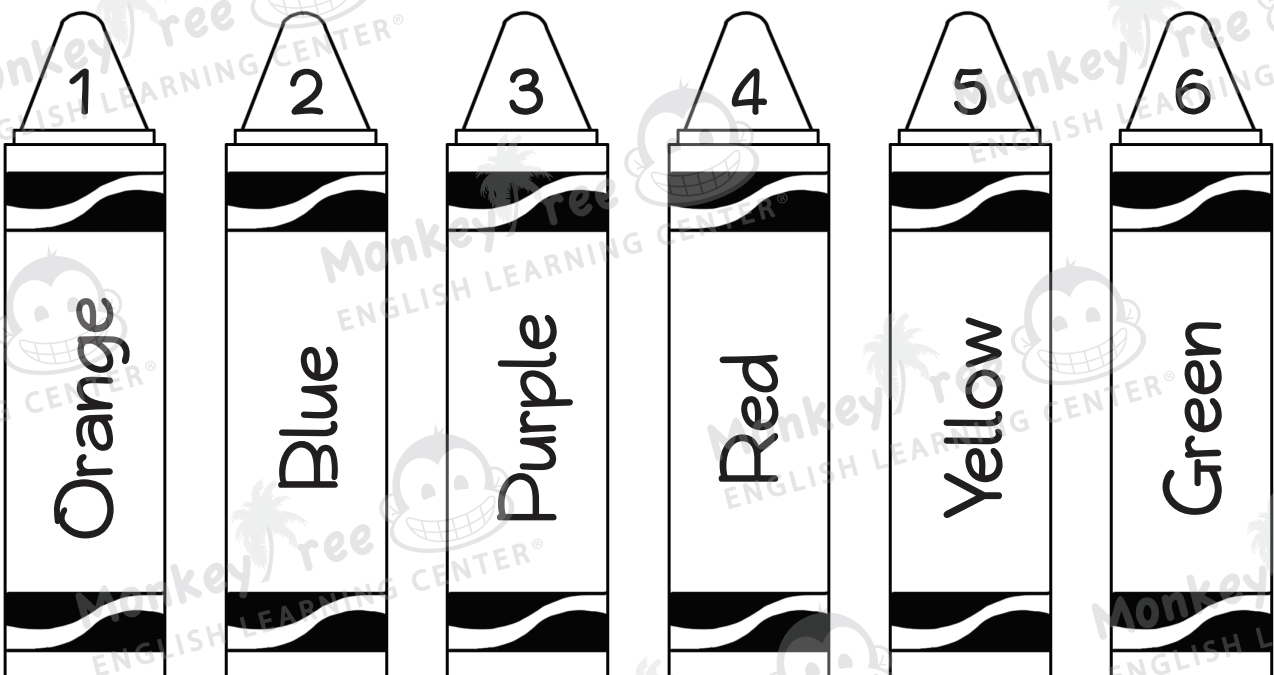
Date: \_\_\_\_\_



We will be learning about the color wheel! Can you name all the colors on the color wheel?



Listen and color accordingly!



# Science Log

## Colors

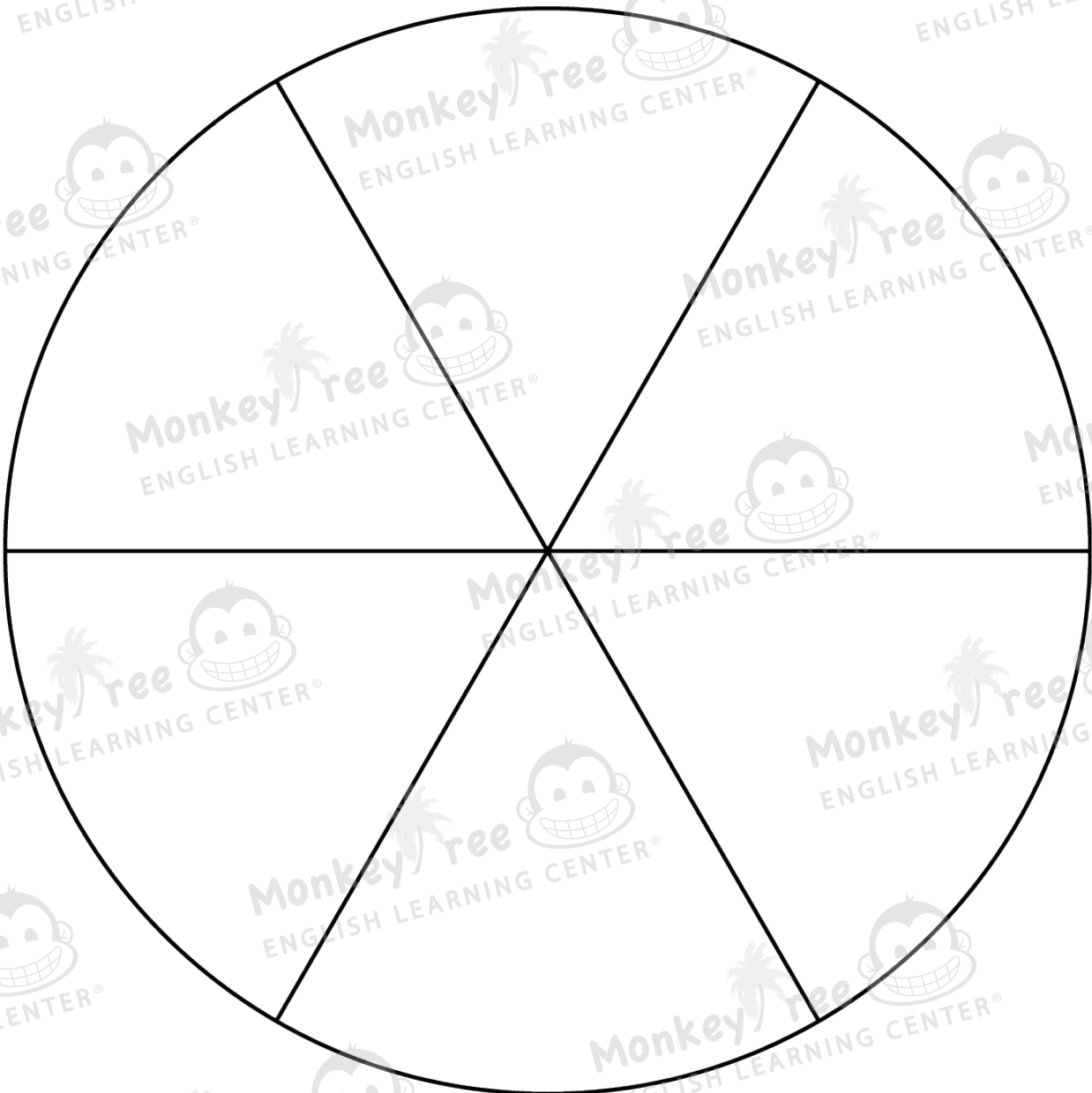
Teacher: \_\_\_\_\_

Date: \_\_\_\_\_



Complete the color wheel by pasting the colors onto it accordingly.

Warm Colors



Cool Colors

## Part Two Winter Clothes



We will be learning these words.



We will be singing this song!

### One, Two, Buckle My Shoe

One, two  
Buckle my shoe  
Three, four  
Open the door  
Five, six  
Pick up sticks  
Seven, eight  
Lay them straight  
Nine, ten  
A good, fat hen





# Our Activities

**Monday**

## Interview Day

We will be asking these questions:

1. How do you feel today?
2. Who is your teacher?
3. Do you wear hats?

**Tuesday**

## Craft Day

We will be making clothing-themed crafts!

**Wednesday**

## Presentation Day

What is your favorite T-shirt or shirt? Wear it to class and show your classmates!

**Thursday**

## Science Day

We will be learning how to mix colors!

**Friday**

## Practical Skill Day

We will be reviewing the alphabet sounds.



## Language Skill Focus



Are you wearing a hat?



No, I'm not.

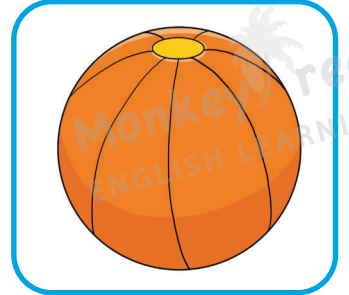
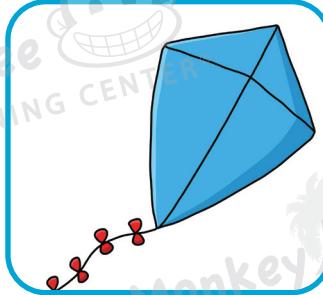
# Concept Check

## Try This at Home!



Listen to the questions and circle or point to the correct pictures.


1. Which is a belt?




2. Which are trousers?



3. Can you point to the jacket?



4. Which is a scarf?



# Practical Skill

## Try This at Home!



These are the sounds I learned and reviewed!

Aa Bb Cc Dd Ee Ff Gg  
Hh Ii Jj Kk Ll Mm  
Nn Oo Pp Qq Rr Ss  
Tt Uu Vv Ww Xx Yy Zz



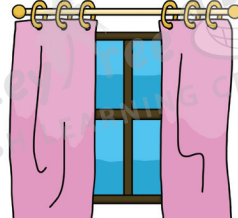
Let's practice! Listen carefully and circle the correct letters.




E O U



G L F




W V F



B D T



Y R S



U O A



E A I



L N J



# Vocabulary Practice One

Teacher: \_\_\_\_\_

Date: \_\_\_\_\_



Circle all the things we have talked about. Cross the things we have not talked about.

1



2



3




4



5



6



7



8



9





# Vocabulary Practice Two

Teacher: \_\_\_\_\_

Date: \_\_\_\_\_



Listen carefully and match the numbers to the pictures.

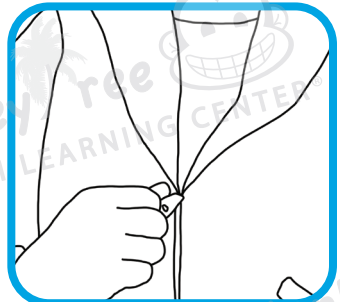
1

socks



2

boots



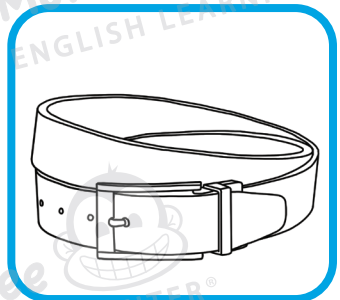
3

jacket



4

belt



5

zip



# Vocabulary Practice Three

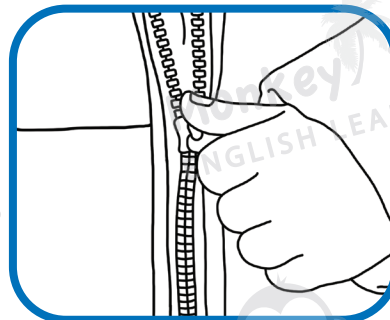
Teacher: \_\_\_\_\_

Date: \_\_\_\_\_

Trace the vocabulary words.

1

zip



2

socks



3

boots



4

wrap



# Vocabulary Practice Four

Teacher: \_\_\_\_\_

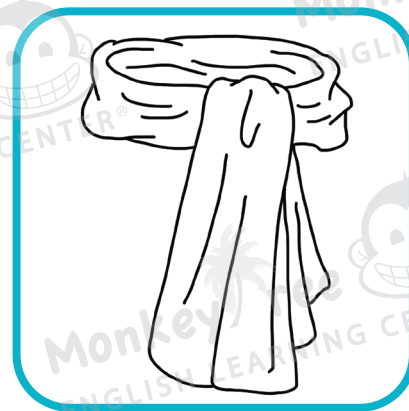
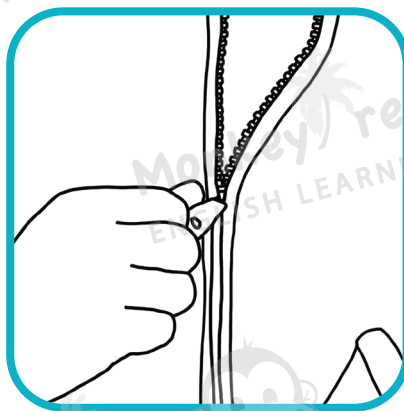
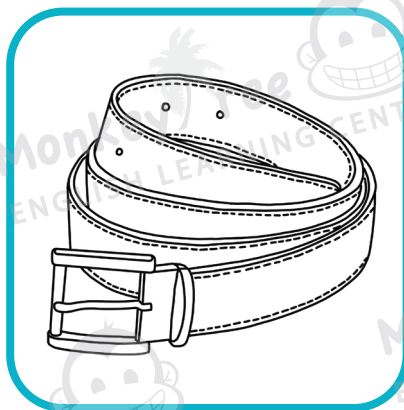
Date: \_\_\_\_\_



Listen carefully and color accordingly.

## Let's Color!

1. trousers - red
2. scarf - blue
3. wrap - yellow
4. belt - green
5. jacket - purple
6. socks - orange
7. boots - brown
8. zip - pink





# Vocabulary Practice Five

Teacher: \_\_\_\_\_

Date: \_\_\_\_\_

Listen carefully and paste pictures.

1

boots

2

shirt

3

socks

4

mittens

5

jacket

6

scarf

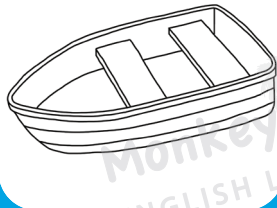
# Vocabulary Practice Six

Teacher: \_\_\_\_\_

Date: \_\_\_\_\_

Listen carefully and paste the pictures.

1



boots

2



wrap

3



socks

4




jacket

5



belt

6



scarf

# Science Log

## Mixing Colors

Teacher: \_\_\_\_\_

Date: \_\_\_\_\_

We will be learning about mixing colors this week!



When we mix these colors...




...we get these colors.



Fill in the boxes with the two colors that are needed to mix the one color.


1




2



3



4





# Science Log

## Mixing Colors

Teacher: \_\_\_\_\_

Date: \_\_\_\_\_



Complete the color mixing chart and paste it here!

A large rectangular area with a red border, intended for a color mixing chart. The area is filled with a repeating watermark of the Monkeyree English Learning Center logo, which includes a cartoon monkey face and the text "Monkeyree ENGLISH LEARNING CENTER".

# Extra Fun Activity One


Date: \_\_\_\_\_

Match the shapes to the pictures.

1



2



3




4



5



6



# Extra Fun Activity Two

Date: \_\_\_\_\_

Complete the picture by drawing the missing half.





# Chat Room Walkers Report

Month						
1	2	3	4	5	6	7
8	9	10	11	12	13	14
15	16	17	18	19	20	21
22	23	24	25	26	27	28
29	30	31				

- Poor
- Average
- Good
- Very Good
- Excellent

Speaking :
 

1

2

3

4

5

Listening:
 

1

2

3

4

5

Concentration:
 

1

2

3

4

5

Behavior:
 

1

2

3

4

5

Vocabulary:
 

1

2

3

4

5

Overall:
 

1

2

3

4

5

Comment / Note:

---

---

---

---

---

---

---

---

Teacher's Signature:

---

Should you have any further questions or concerns, please feel free to make an appointment with your child's teacher or our staff to further discuss your child's progress.