


GRAMMAR & WRITING



Name: _____

Teacher: _____

Date: _____

SECTION 1

Part A. Let's Read

Look at the picture and title. What do you think the story is about? Then, read the story.

Kate's Poem

Mike is writing something in his red notebook. Kate sees a lion- shaped drawing with words inside it.

"What are you writing?" asks Kate.

Mike shows Kate his notebook. "I'm writing a shape poem! It is a poem that is in the shape of what the poem is about."

Kate reads Mike's poem. She likes it a lot. Kate wants to write a shape poem, too. She gets a long pencil and some paper.

"Please read my poem!" says Kate when she is done.



Part B. My New Words

Write your new words. Find out what each one means and draw a picture.

1

Word: _____

It means: _____

I can draw it!

2

Word: _____

It means: _____

I can draw it!

3

Word: _____

It means: _____

I can draw it!

★ Practice spelling these words at home!

Part C. Let's Talk

What is Mike doing?

What do you think Mike's poem is about?

What is Kate's poem about?

Have you ever written a poem before?

Part D. Let's Learn

Shape Poems

- ★ A **poem** is a type of writing that shows feelings and thoughts in a special way.
- ★ A **shape poem** is a **poem** that is in the shape of what the subject is. For example, if the **poem** is about cats then the **poem** will be written in the shape of a cat.
- ★ We can use **adjectives** to describe the subject of the **poem**.

Example:

The flower is **soft** and **red**.

Part E. Let's Analyze

Refer to the reading, *Kate's Poem*. Find the following information and fill in the chart below.

Title of Kate's poem:

Shape of Kate's poem:

What does Kate's poem talk about?

Kate's poem is about _____


Part F. Fun Activity

Use the picture clues to complete the crossword puzzle

1



2



3



1.

2.

3.

4.

5.

6.

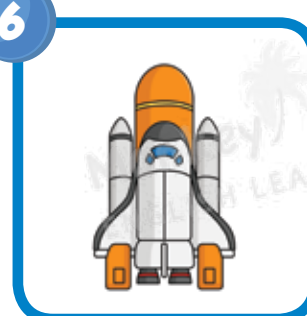
4



5



6



SECTION 2

Part A. Let's Learn

Adjectives

★ _____ are describing words.

★ They can go before or after the person or thing they describe.

Example:

The mouse is **gray**.

The **gray** mouse runs.



★ **Adjectives** can describe how something looks.

Example:

The girl is _____.



★ **Adjectives** can describe the color of something.

Example:

The butterfly is _____.



★ **Adjectives** can describe how many people or things there are.

Example:

There are _____ ducks.



★ **Adjectives** can describe feelings.


Example:

The _____ man is shouting.



Part B. Color

Color the shapes containing an adjective green.



Part C. Find, Write, and Draw

Find three adjectives from the text, *Kate's Poem*. Write them down and draw pictures to show what they describe.

1

2

3

Part D. Look and Write

Look at the picture. Use it to complete the sentences below.



1. The _____ dog is chasing a cat.
2. The girl is _____.
3. _____ birds are sitting in the tree.
4. The _____ woman is running.
5. There are many _____ flowers.
6. A _____ dog is sleeping under the bench.
7. _____ boys are playing soccer.
8. The girl is wearing a _____ dress.

Part E. Fill in the Blanks

Complete each sentence by filling in the blank with an appropriate adjective.

1. Pigs are _____.

2. I have _____ eyes.

3. There are _____ students in my class.

4. A _____ girl is crying.

5. My teacher has _____ shoes.

6. The table is _____.

Part F. Sentences

Write a sentence for each of the following adjectives.

1. blue

_____.

2. short

_____.

3. seven

_____.

Part G. Challenge Yourself !

Listen carefully and draw and color the items.

