

Novice Beginner Monkeys Camping



Name: _____

Teacher: _____

Date: _____



Camping in the Forest



Josh is camping in the forest with Dad. It is getting cold and dark.

"Can we make a campfire?" Josh asks.

"First, we have to look for logs," Dad says.

They find some logs and put them in a pile. Dad makes the fire and Josh goes to get some marshmallows from the tent.

The fire is big when Josh gets back. Dad stands in front of it to get warm.

Camping in the Forest



"Let's roast the marshmallows!" Josh says.

He takes a marshmallow out of the bag. It is big, white, and soft. Next, he pushes a long stick into the marshmallow and puts it over the fire. Then, he pulls it away and takes a big bite.

"Yum!" says Josh.

"It is time for bed now," says Dad. They go to sleep in their big, red tent.

Week One

Reading Comprehension

Part A: Vocabulary

1. Word: _____

Definition: _____

2. Word: _____

Definition: _____

3. Word: _____

Definition: _____

4. Word: _____

Definition: _____

Part B: Vocabulary Check

Match the pictures to the correct words.



pile



logs



campfire

Part C: Learn the Skill

Setting

- A story's **setting** is where and when it takes place.
- As you read a story, you should think about what its **setting** is.
- Use words in the story to help you make a clear picture of the **setting** in your mind.

1. Where does the story take place?

2. What things can we see in a forest?

3. What time of the day is it in the story? How do you know?

4. Now draw the **setting**!



Part D: Written Response Questions

Answer the following questions in full sentences.

1. Why does Josh want to make a campfire?

2. Why is Dad standing in front of the fire?

3. What is a marshmallow like?

Part E: Multiple Choice Questions

1. Where is Josh camping?

- a** In the forest
- b** At school
- c** On the beach
- d** Under the bridge

2. Who is Josh camping with?

- a** Mom
- b** His brother
- c** Dad
- d** His best friend

3. What do they find in the forest?

- a** Some marshmallows
- b** A bear
- c** A tent
- d** Some small logs

4. What does Josh get from the tent?

- a** The logs
- b** Marshmallows
- c** Some shoes
- d** A bag of candy

5. What is their tent like?

- a** Small and red
- b** Small and blue
- c** Big and red
- d** Big and blue

6. What does Dad do to get warm?

- a** Stands in front of the fire
- b** Goes to sleep
- c** Eats a marshmallow
- d** Climbs a tree

Week Two

Grammar

Prepositions of Place

- A _____ tells us where something or someone is.

Example:

The tent is **next to** the tree.



- These **prepositions** are:



behind



in



in front of



on



under



between



next to

- Look around your classroom and say where the things are.




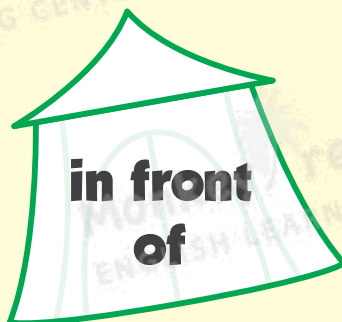
The clock is _____ the wall.

The pencil is _____.



Part A


Color the **prepositions**.



Part B

Read the sentences and circle the **prepositions**.

1. The forest is next to the town.
2. I put the marshmallow in my mouth.
3. The bug is under the chair.
4. The campfire is between the two tents.
5. The school is next to the library.
6. I am hiding behind the sofa!



Part C

Match the pictures to the correct **prepositions**.



behind


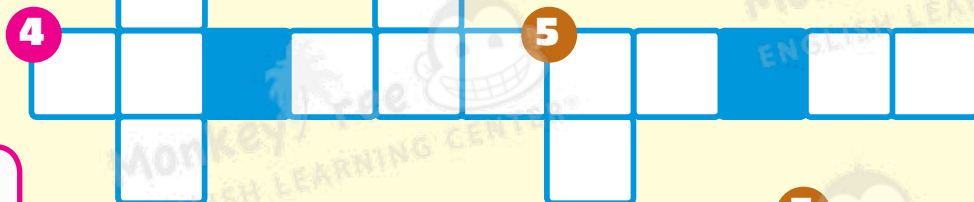
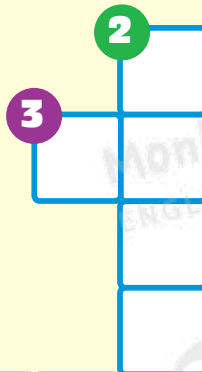
in

on

in front of

Part D

Complete the crossword using the picture clues.



Part E

Look at the picture and fill in the blanks with the correct prepositions.



1. The red tent is _____ a tree.
2. The girl is _____ the blue tent.
3. Dad is sitting _____ the chair.
4. The cat is _____ the chair.
5. The rabbit is _____ a flower.
6. The boy is _____ a tree.
7. The pink butterfly is _____ the two trees.
8. The marshmallows are _____ the campfire.