

Novice Beginner Monkeys

A Frog's Life



Name: _____

Teacher: _____

Date: _____

Billy the Tadpole



Billy swims to some plants. He spots a big snail sitting on a leaf.

"Hello, Mr. Snail! How are you?" asks Billy.

The snail looks at Billy. Billy is round and black and has a long tail.

"What are you?" asks the snail.

"I'm a tadpole!" says Billy as he wiggles his tail. "When I grow up, I will become a frog."

The snail laughs. "You don't look like a frog at all!"

Billy quickly swims away. He feels a bit sad.

"Will I become a frog one day?" Billy asks Mama.

Billy the Tadpole



Mama hugs Billy. "Yes! You will become a big frog one day."

Soon, Billy begins to grow a pair of small legs. After a few more days, Billy starts to grow arms. His tail gets shorter each day.

One day, Billy swims back to the snail. "Mr. Snail, it's me! Billy the tadpole," says Billy.

Billy now has two arms and legs. His tail is gone. "You're a frog!" cries the snail.

"Yes, and soon I will move onto land to find a new home!" smiles Billy as he swims away.

Week One

Reading Comprehension

Part A: Vocabulary

1. Word: _____

Definition: _____

2. Word: _____

Definition: _____

3. Word: _____

Definition: _____

4. Word: _____

Definition: _____

Part B: Vocabulary Check

Match each definition to the correct picture.

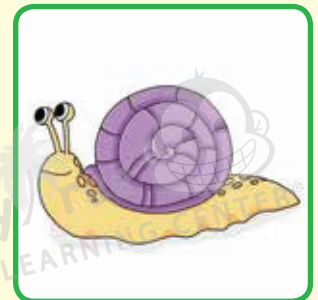
1

A small animal that has a shell and no arms or legs



2

A flat, green part of a plant or tree



3

The back part of an animal that moves



Part C: Learn the Skill

Retelling

- When we tell a story that we have heard, seen, or read about, it is called **retelling**.
- When we **retell** a story, we use our own words.



Refer to the reading, *Billy the Tadpole*. Draw the story from beginning to end. Write one sentence to describe what is happening in each picture. Then, use your pictures to retell the story to your class.

1



2



3



4



Part D: Written Response Questions

Answer the following questions in full sentences.

1. What is Billy?

2. What does the snail do when he sees Billy as a tadpole?

3. What does Billy grow up to be?

Part E: Multiple Choice Questions

Answer the following questions by circling the letter next to the correct answers.

1. What sits on a big leaf?

- a** A frog
- b** A tadpole
- c** A fish
- d** A snail

2. What does a tadpole have?

- a** Wings
- b** A long tail
- c** A shell
- d** Fingers

3. What will Billy become when he grows up?

- a** A frog
- b** A tadpole
- c** A snail
- d** A lizard

4. The snail says that Billy does not look like...

- a** a tadpole.
- b** he will grow.
- c** a frog.
- d** an animal.

5. Who gives Billy a hug?

- a** The snail
- b** A fish
- c** Mama
- d** No one

6. What does a frog not have?

- a** Legs
- b** Arms
- c** A tail
- d** Eyes

Week Two

Grammar

Singular and Plural Verbs

- ◆ A _____ is an action word. It tells what a _____ is doing.

Example:

She sings a song.



- ◆ When one person or thing is doing the action, we add _____ to the verb.

Example:

The dog barks.



- ◆ When two or more people or things are doing the action, we do not add anything.

Example:

The dogs bark.



- ◆ Can you write these verbs?



Part A

Color the shapes with a **verb** green.

woman

clean

jump

Santa

read

princess

sing

Miss Sue

give

look

frog

draw

reindeer

presents

sleep

book

Part B

Read each sentence and circle the **verb**.

1. Peter gets a new backpack.
2. Sally and Bob dance on the big stage.
3. The reindeer pull the sleigh.
4. Grandma bakes a yummy cake for my birthday.
5. Mr. Burn writes the words on the board.
6. Santa climbs onto the roof.

Part C

Look at the pictures and circle the correct verbs .




eat / eats



dance / dances



sing / sings



walk / walks



paint / paints




talk / talks

Part D

Find three verbs from the reading, *Billy the Tadpole*. Write the verbs and draw a picture to show each one.

1



2



3



Part E


Read each sentence and circle the correct **verb**.

1. The little tadpole (**swim** / **swims**) in the pond.
2. Grandma and Grandpa (**visit** / **visits**) us at Christmas.
3. Jimmy (**read** / **reads**) his book under the tree.
4. Frogs (**live** / **lives**) on land and in water.
5. The baby (**crawl** / **crawls**) on the floor.
6. Mia (**cook** / **cooks**) dinner for everyone.

Part F

Write a sentence for each picture using a **verb**.





Part G: Challenge Yourself

Help Billy get to land by coloring the lily pads with **verbs** on them.




Week Three

Creative Writing

Picture Stories

- ◆ A story has three parts: a **beginning**, a **middle**, and an **end**.
- ◆ A **picture story** has pictures that show what is happening.
- ◆ The pictures are placed in the order that they happen.
- ◆ Each picture should have a sentence or two to tell what is happening.

Examples:



Tom wakes up.



He brushes his teeth.



Tom goes to school.

Part A: Let's Practice

Write or draw the missing parts.

1



Kevin goes to the park. He
sits on a bench under a tree.

2



Part B: Let's Plan

Write a **picture story** about frogs and tadpoles! Use the space below to plan. You may use the words in box below.

frog small plant land
tadpole grow swim hop

1. What is the title of your story?

2. Who are the characters?

3. Sketch your story from **beginning** to **end**.

1

2

3

4

5

6

Part C: Let's Write

Now, write and draw your **picture story**!

1

Monkey ree
ENGLISH LEARNING CENTER®



2

Monkey ree
ENGLISH LEARNING CENTER®



3

Monkey ree
ENGLISH LEARNING CENTER®



Monkey ree
ENGLISH LEARNING CENTER®

4

Monkey ree
ENGLISH LEARNING CENTER®

Monkey ree
ENGLISH LEARNING CENTER®

Monkey ree
ENGLISH LEARNING CENTER®

Monkey ree
ENGLISH LEARNING CENTER®

5

Monkey ree
ENGLISH LEARNING CENTER®

Monkey ree
ENGLISH LEARNING CENTER®

Monkey ree
ENGLISH LEARNING CENTER®

Monkey ree
ENGLISH LEARNING CENTER®

6

Monkey ree
ENGLISH LEARNING CENTER®

Monkey ree
ENGLISH LEARNING CENTER®

Monkey ree
ENGLISH LEARNING CENTER®

Monkey ree
ENGLISH LEARNING CENTER®

Teacher's Comment

Monkey ree
ENGLISH LEARNING CENTER®

Monkey ree
ENGLISH LEARNING CENTER®

Week Four

Project

Part A: Spelling

Listen and spell the words you hear.

1

2

3

4

5

6

Part B: Project Planning

The Life Cycle of a Frog

You will make a frog-shaped booklet that shows the different stages in a frog's life. Use the space below to plan your booklet.




Sketch the different stages in a frog's life below.

The diagram consists of six empty rectangular boxes arranged in a circular pattern, connected by orange arrows indicating a clockwise flow. The boxes are outlined in different colors: red, green, blue, pink, brown, and purple. Each box contains a faint watermark of the 'Monkeyree English Learning Center' logo.

Extra Activities

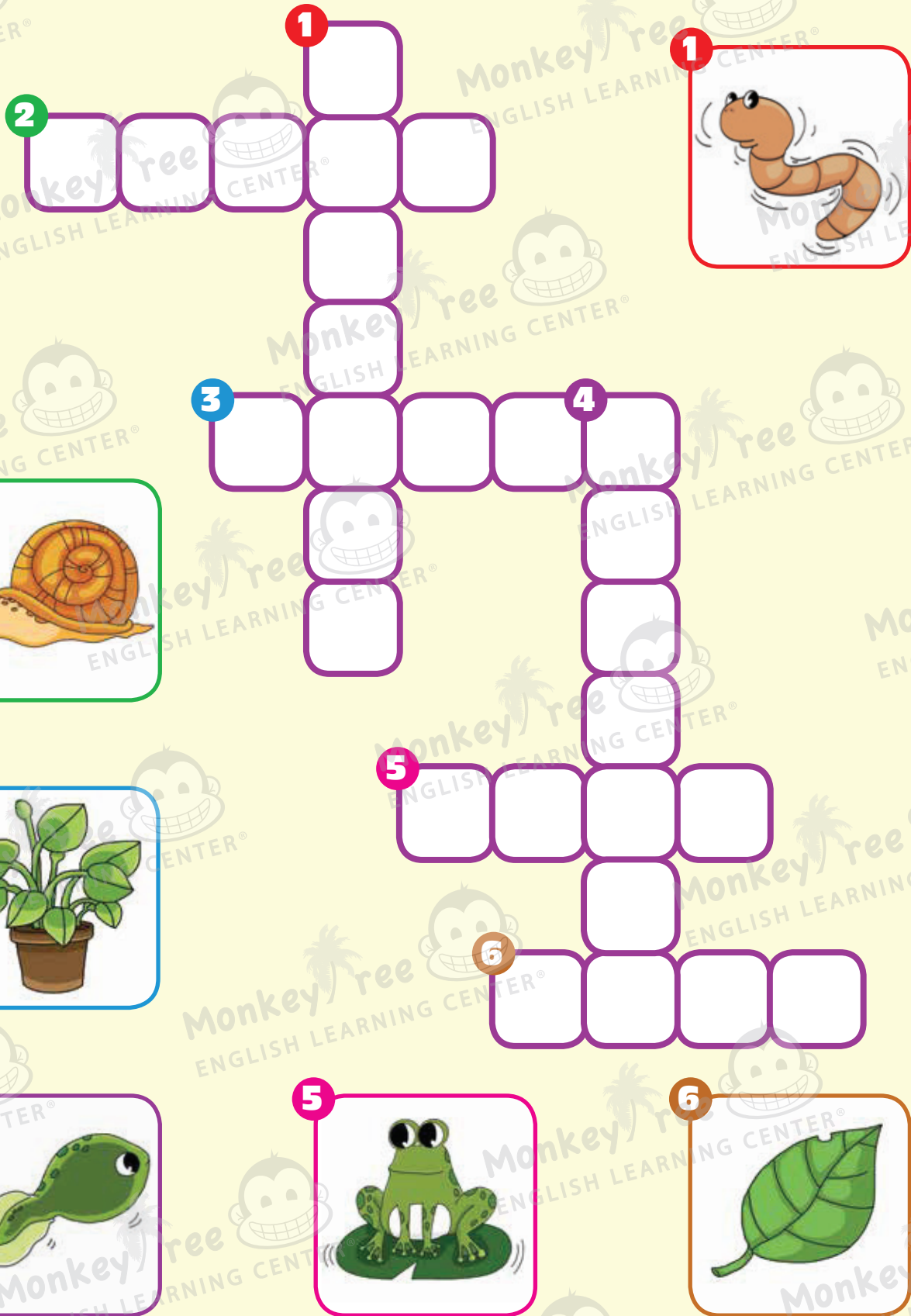
Part A: Topic Check

Number the stages of a frog's life in the correct order.



Part B: Vocabulary Review

Use the picture clues to complete the crossword puzzle.



Part C: Grammar Review

1. Read each sentence and circle the correct **verb**.

a. Johnny (**swim** / **swims**) very well.

b. Mr. and Mrs. Brown (**live** / **lives**) in that house.

c. Miss Smith (**show** / **shows**) us how to write the alphabet.

d. The cat (**sleep** / **sleeps**) on Jim's bed.

e. Benny (**clean** / **cleans**) his room every day.

f. The tadpoles (**look** / **looks**) for something to eat.

g. The cheetahs (**run** / **runs**) as fast as they can.

h. Jim, the parrot, (**sing** / **sings**) everyday.

2. Write a sentence for each of the following **verbs**.

a. **writes**

b. **eat**

Concept Check

1. Which is a tadpole?



2. Match the pictures to the words.



laugh

tail

arms

snail

3. Complete the following sentences by filling in the blanks with an appropriate **verb**.

a. At night, Mom _____ us dinner.

b. The little tadpole _____ to the plant.

c. Children _____ in the playground.

d. Mr. John _____ us a song.

Novice Beginner Monkeys

Week

1

2

3

4

5

Vocabulary

Speaking

Listening

Behavior

Phonics

Overall

Poor

Average

Good

Very Good

Excellent

1

2

3

4

5

1

2

3

4

5

1

2

3

4

5

1

2

3

4

5

1

2

3

4

5

1

2

3

4

5

Monthly Progress:

Teacher Signature:

Should you have any further questions or concerns, you are welcome to make an appointment with your child's teacher with our receptionist to further discuss your child's progress.