


READING & SPEAKING



Fossils



Name: _____

Teacher: _____

Date: _____

SECTION 1

Part A. Let's Read

Look at the picture and title. What do you think the story is about? Then, read the story.

Digging Debbie

It is a hot day and the sun is shining down on Debbie and Daniel. Debbie is digging and Daniel is moving the dirt. They both whistle as they work.

Debbie is the best paleontologist in South America. She has a big shovel to move the soil. Daniel has a huge wheelbarrow.

"Daniel! Daniel!" shouts Debbie. "Look what I have found!"



Daniel jumps into the massive hole that Debbie has made. In the middle is a huge white bone.

"Quick, grab the brushes!" says Debbie. "We need to be careful."

Daniel climbs out of the hole and gathers the brushes. He climbs back in, and they begin to sweep away the dirt. Slowly, they reveal a huge dinosaur. It has large teeth, short arms, and long legs.

They notice something strange in one of its hands. They both grab their brushes again and continue to remove the dirt.

"Daniel!" shouts Debbie. "We've not just found a dinosaur skeleton, but we've also found an egg!" They both jump up and down with glee.

Suddenly, they hear a crack. They look at the egg. The egg shakes and a long crack appears at the top of the egg...

Part B. Let's Talk

What is
Debbie's job?

What do
Debbie and
Daniel find?

Would you like
to be an
paleontologist?
Why/Why not?

What do you
think will
happen next?

Part C. My New Words

Write your new words. Find out what each one means and draw a picture.

1

Word: _____

It means: _____

I can draw it!

2

Word: _____

It means: _____

I can draw it!

3

Word: _____

It means: _____

I can draw it!

4

Word: _____

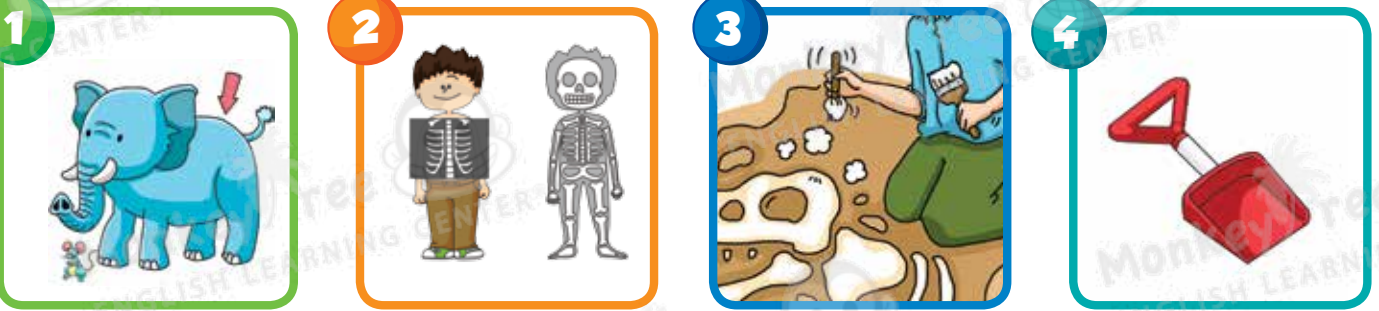
It means: _____

I can draw it!

★ Practice spelling these words at home!

Part D. Vocabulary Check

Use the picture clues to unscramble the words.



u h e g e n l k p e w e h o s v s o t e s e l

Part E. Challenge Yourself !

Fill in the blanks with the words below.

reveal

paleontologist

shining

massive

remove

1. Alan couldn't get to work because there was a _____ tree blocking the road.
2. Chris wants to be a _____ when he grows up.
3. Frances's diamond is _____ in the light.
4. The teacher tells Katherine to _____ her hat.
5. Toni opened the box to _____ a beautiful, golden key.

Part F. Let's Learn !

Let's learn about these dinosaurs!

Oh, Dinosaurs !

Lots of the fossils we find are from dinosaurs. Dinosaurs came in all colors, shapes, and sizes. Let's take a look at some of these dinosaurs!



Brontosaurus

It was one of the largest animals that ever lived. It was a herbivore, with a long neck and tail.

Triceratops

This herbivore had three horns on its head to protect itself from other dinosaurs.

Tyrannosaurus Rex

T. Rex was one of the largest meat-eating dinosaurs. This carnivore had very sharp teeth and strong legs.

Stegosaurus

This large dinosaur had many plates along its back. Scientists believe they were used for show and not to protect itself from other dinosaurs.

Velociraptor

This meat-eating dinosaur was small, but very fast. It was one of the most dangerous dinosaurs to have lived.

Part G. Let's Talk

Which two dinosaurs were carnivores?

Why did T. Rex have sharp teeth and strong legs?

Which dinosaur do you like? Why?

Which dinosaur do you think was the most dangerous?

SECTION 2

Part A. Let's Learn

Let's learn about how fossils are made!

Making a Fossil

There are two main ways fossils are made, but both take a lot of time. Let's take a look at how fossils are made.

1. When an animal dies, over time, we are only left with the bones.



2. Over a long time, the bones will be buried by dirt. Over millions of years, this dirt becomes thick and heavy.



3. When the bones are buried, water and minerals seep into the bones and turn them to stone!



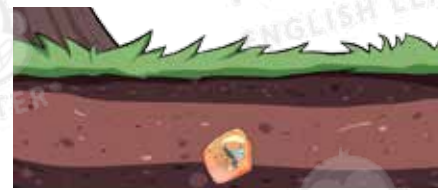
1. Sometimes small insects live in trees.



2. If a branch gets damaged, tree sap will come out. This liquid is very sticky and will trap any insects.



3. The sap will harden and the insect will stay like this forever. Over a long time, pressure will change it to a rock. Once it is rock, it is called amber.



Part B. Let's Talk

How long does it take to create a fossil?

What are the similarities and difference in how fossils are made?

Why are large dinosaurs not found in amber?

Would you like to own a fossil? Which fossil would you choose?

Part C. Let's Check

Read the questions and answer using full sentences. Then, draw pictures to show your answers.



Are fossils made of bone?



How do insects become trapped in amber?

Part D. Vocabulary Check

Find a word from the reading that matches each of the following definitions.

1


The liquid made by a damaged tree

2

Very small crystals that are found in the earth


3


The name given to the rock made from tree sap





Part E. Challenge Yourself


Use the picture clues to complete the crossword puzzle.

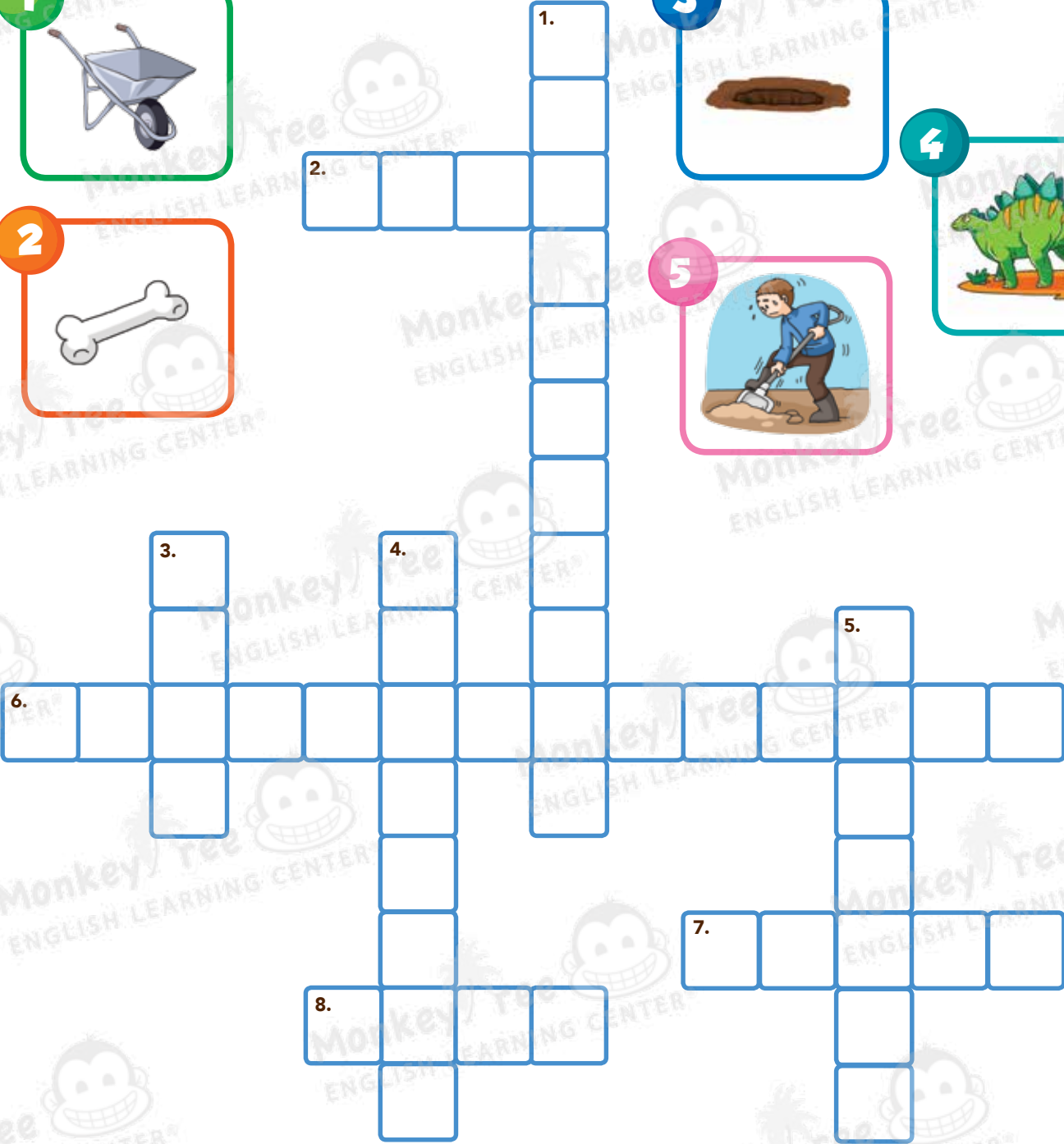
1



3



2



5


4




6


7


8


Part F. Language Focus

Has and Have

- ★ When we speak of only one thing or person, we use **"has"**.
- ★ When we speak of two or more things or people, we use **"have"**.
- ★ We also use **"have"** with the pronouns **"I"** and **"you"**.

Example:

It has a long neck.



They have strong legs.

★ Structure:

It / He / She **has**... I / You / We / They **have**...

★ Let's practice the language focus...

1



2



3



4



5



6



SECTION 3

Part A. Let's Read

Look at the pictures and title. What do you think the story is about? Then, read the story.

Hungry Dinosaurs

There were two main types of dinosaurs: carnivores and herbivores. Carnivores were meat-eaters, while herbivores ate only plants. People can learn about a dinosaur's diet by studying its fossils.

Herbivores had blunt teeth. This means their teeth were not sharp, which was perfect for chewing plants and leaves. Herbivores usually walked on all four legs. Some had long necks that allowed them to reach the leaves on the tops of trees. Some had very short legs, which allowed them to eat grass on the ground.



Carnivores had very sharp teeth, like knives. They also had very sharp, strong claws. Most carnivores had long, powerful legs. Unlike herbivores who walked on four legs, carnivores walked on two legs. This allowed them to run fast to catch up to their prey.

We are learning more about these wonderful dinosaurs each day. By studying their fossils, scientists learn more about how these creatures lived and moved.

Part B. Let's Talk

What are herbivores like?

What are carnivores like?

What dinosaurs were carnivores?

What can we learn by studying dinosaur fossils?

Part C. Let's Learn the Skill

Classify

- ★ Sometimes when we read a text, we group things together.
- ★ This is called **classifying**.
- ★ We can **classify** things by colors, shapes, sizes, or types.

Part D. Let's Practice

Read the following paragraph and classify the bugs below.

What Is an Insect?



An insect is a small animal that has three body parts. An insect has six legs and two feelers. Most insects also have a pair of wings, but some, like worker ants, do not.

Read the following bugs and write them in the correct column.

butterfly

ant

snail

spider

bee

scorpion

Insect

1. _____

2. _____

3. _____

Not an Insect


1. _____

2. _____

3. _____

Part E. Let's Classify

Refer to the text, *Hungry Dinosaurs*. Use the information to study and classify the following dinosaurs and write them in the correct column.



Herbivore

1. _____
2. _____
3. _____
4. _____
5. _____
6. _____

Carnivore

1. _____
2. _____
3. _____
4. _____
5. _____
6. _____

Part F. Let's Listen

Listen carefully and fill in the missing words or numbers. Then, draw a picture to show the story.

Let's Dig!

Yesterday, Peter and I took our dog to the _____
to play _____. Peter threw the ball to our dog, Muffin,
but he threw it a bit too high. The ball landed in a _____.
Muffin ran after the ball.

Suddenly, Muffin started to _____. After a while, we saw
something in the ground. It was a large _____. It looked
very _____.

We got very excited. Peter thinks it could be a _____
bone! We ran _____ to show our mom and dad.

_____ said we should take it to the museum to show
Mr. Wright. He studies dinosaur bones and _____.
I can't wait to show him what we found!

SECTION 4

Part A. Let's Check

Read each description of the stages of fossils. Then, match it to the correct part of the picture.

Tree sap is an orange and sticky liquid. It comes from trees when they are damaged.

After an animal dies, only the bones will be left.

Sand buries the bones in water.

The tree sap is very sticky and can trap insects.

After millions of years, dinosaur bones will become buried.

The sap dries hard like a rock. We call this amber.

Part B. Let's Learn

Let's learn these fun facts about dinosaurs!

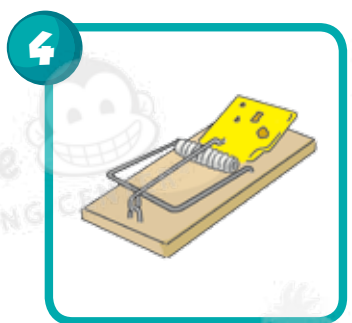
Dinosaurs Fun Facts

- ★ All dinosaurs laid eggs because they were reptiles.
- ★ Many scientists believe that birds are related to dinosaurs
- ★ Many dinosaurs were actually covered in feathers.
- ★ A person who discovers fossils is called a paleontologist.
- ★ Most dinosaurs ate plants. Only a few were carnivores.
- ★ Without fossils, we wouldn't know dinosaurs existed!



Part C. Vocabulary Check

Match the words with the correct pictures.



damaged

trap

buried

amber

Part D. Multiple Choice Questions

Answer the questions by circling the letter next to the correct answers.

1. What does a herbivore eat?

- a. Grass
- b. Leaves
- c. Plants
- d. All of the above

2. What does a carnivore eat?

- a. Grass
- b. Meat
- c. Trees
- d. None of the above

3. Which statement is not true about dinosaurs?

- a. They lived a long time ago.
- b. They were reptiles.
- c. They all stood on four legs.
- d. Some were meat eaters.

4. Some dinosaurs were covered in...

- a. hair.
- b. fossils.
- c. feathers.
- d. amber.

5. A paleontologist is a person who studies...

- a. T. Rexes.
- b. animal bones.
- c. fossils.
- d. people.

6. What do scientist study to learn more about fossilized insects?

- a. Leaves
- b. Rocks
- c. Amber
- d. Eggs

7. Which one is an insect preserved in amber?



a.



b.



c.



d.

Part E. Written Response Questions

Answer the following questions in full sentences.

1. Where does amber come from?

2. Why are all fossils very old?

3. Why are fossils important?

Part F. Let's Spell

Listen carefully and write the words you hear.

1

4

2

5

3

6

Part G. Let's Present

What is your favorite dinosaur? What have you learned about this dinosaur?
Draw it and present it to your class!



Tell us...

**What was this
dinosaur called?**

**What did it
eat?**

**Why do you
like this
dinosaur?**

**What did you
learn about
dinosaurs?**

Try This at Home!

Part A. Let's Check

Look at the pictures and write the correct word!

1



2



3



4



Part B. Fun Activity

Find the words from the word list.

Find these words!

Fossil

Dinosaur

Carnivore

Bones

Digging

Herbivore

Amber

Paleontologist

D	I	N	O	S	A	U	R	V	J	I	B
P	Y	D	J	M	I	A	R	G	H	R	L
A	V	E	O	Y	W	A	T	S	D	L	O
L	A	E	L	A	M	B	E	R	I	F	I
E	H	B	E	L	O	N	F	S	G	T	B
O	F	O	S	S	I	L	O	D	G	L	O
N	O	N	S	S	O	V	S	I	I	E	N
T	I	E	B	E	S	U	S	N	N	A	E
O	L	S	T	I	F	L	I	O	G	V	S
L	H	E	R	B	I	V	O	R	E	P	T
O	T	U	D	Y	B	I	O	I	M	S	G
G	D	I	C	A	R	N	I	V	O	R	E
I	C	R	B	B	O	Q	P	Q	R	P	W
S	G	I	R	A	R	N	I	R	G	R	Y
T	H	L	C	N	E	X	J	C	C	B	E

READING & SPEAKING

LEVEL B UNIT 9

Progress Report

☐ Lesson 1 _____

☐ Lesson 2 _____

☐ Lesson 3 _____

☐ Lessons 4+ _____

Teacher Signature : _____

