

# GRAMMAR & WRITING



Name: \_\_\_\_\_

Teacher: \_\_\_\_\_

Date: \_\_\_\_\_

## Part A. Let's Read

Look at the picture and title. What do you think the story is about? Then, read the story.

### Charlie's Visit



To: charliemcgill@email.com

From: bennyg@email.com

Subject: Visiting Hong Kong

Date: April 10, 2016 (12:34pm)

Hello Charlie!

Thanks for the email. It was great to hear from you. I can't wait for you to visit! I can be your tour guide and show you around Hong Kong!

I will take you to our famous Ocean Park. There is a really big aquarium there. You can see all kinds of ocean animals, like seahorses, sharks, turtles, and stingrays! Do you like thrilling rides? We can go on all the scariest roller coaster rides!

We can also visit Victoria Peak. Some people ride the tram up to the peak, but we can also hike up there. It has the most beautiful view of Hong Kong. You can see all the tall buildings, skyscrapers, and the harbor!

Do you like Chinese food? I know a lot of really good restaurants that we can try. We can also visit the markets in Hong Kong.

Let me know what other things you would like to do while in Hong Kong. I hope you're doing well. I can't wait to hear from you again!

- Benny

## Part B. My New Words

Write your new words. Find out what each one means and draw a picture.

1

Word: \_\_\_\_\_

It means: \_\_\_\_\_  
\_\_\_\_\_  
\_\_\_\_\_  
\_\_\_\_\_

I can draw it!

2

Word: \_\_\_\_\_

It means: \_\_\_\_\_  
\_\_\_\_\_  
\_\_\_\_\_  
\_\_\_\_\_

I can draw it!

3

Word: \_\_\_\_\_

It means: \_\_\_\_\_  
\_\_\_\_\_  
\_\_\_\_\_  
\_\_\_\_\_

I can draw it!

★ Practice spelling these words at home!

## Part C. Let's Talk

What is the email about?  
How do you know?

Who is this email written by? How do you know?

What does the author plan to do?

Have you ever sent an email to someone?



## Part D. Let's Learn

### Writing an Email

- ★ An **email** is a message that we send to people using the internet.
- ★ When we write an **email**, we need the person's **email address**.
- ★ We include the **subject** of the **email**. This tells us what the **email** is mostly about.
- ★ We use informal language when writing to friends and family.
- ★ We can use contractions to make **emails** shorter.

## Part E. Let's Analyze

Refer to the reading, *Charlie's Visit*. Find the following information and write it down.

1. The email is written by : \_\_\_\_\_

2. The email is sent to : \_\_\_\_\_

★ What is the author's email address?

\_\_\_\_\_

★ What is the email about?

\_\_\_\_\_

★ Write two questions that the author asked Charlie.

Question 1 : \_\_\_\_\_

\_\_\_\_\_

Question 2 : \_\_\_\_\_

\_\_\_\_\_

## Part F. Challenge Yourself !

Read each sentence and tick the correct box.

	Formal	Informal
1. I'm so happy today!	<input type="checkbox"/>	<input type="checkbox"/>
2. Sam would like to visit on Monday.	<input type="checkbox"/>	<input type="checkbox"/>
3. May she have a chocolate?	<input type="checkbox"/>	<input type="checkbox"/>
4. It'll be so much fun!	<input type="checkbox"/>	<input type="checkbox"/>
5. Thank you very much for the gift.	<input type="checkbox"/>	<input type="checkbox"/>
6. The movie was okay.	<input type="checkbox"/>	<input type="checkbox"/>

## Part G. Fun Activity

Use the chart below to decode the secret message!

<b>A</b> 1	<b>B</b> 2	<b>C</b> 3	<b>D</b> 4	<b>E</b> 5	<b>F</b> 6	<b>G</b> 7	<b>H</b> 8	<b>I</b> 9
<b>J</b> 10	<b>K</b> 11	<b>L</b> 12	<b>M</b> 13	<b>N</b> 14	<b>O</b> 15	<b>P</b> 16	<b>Q</b> 17	<b>R</b> 18
<b>S</b> 19	<b>T</b> 20	<b>U</b> 21	<b>V</b> 22	<b>W</b> 23	<b>X</b> 24	<b>Y</b> 25	<b>Z</b> 26	

25 15 21      4 9 4      1      7 18 5 1 20      10 15 2

## SECTION 2

### Part A. Let's Learn

## Verb 'To Be'

★ The verb \_\_\_\_\_ is special. It changes depending on the subject.

★ When the subject is \_\_\_\_\_ (only one), we use "is".

Example:

She **is** a girl.

★ When the subject is \_\_\_\_\_ (more than one), we use "are"

Example:

They **are** girls.

★ We use \_\_\_\_\_ with the pronoun 'I'.

Example:

I **am** sick

★ The form of the verb 'to be' changes depending on when and who the sentence is about.

	present	negative	past	negative
singular	is	isn't	was	wasn't
plural	are	aren't	were	weren't
Pronoun 'I'	am	am not	was	wasn't



## Part B. Complete the Chart

Look at the pronouns and complete the chart.

Pronoun	Present	Negative	Past	Negative
I				
You				
He				
It				
We				

## Part C. Look and Write

Look at each subject. Write the correct form of the verb 'to be' in the blank.

- The three penguins ➤ \_\_\_\_\_
- My mother and father ➤ \_\_\_\_\_
- Jessica ➤ \_\_\_\_\_
- Tom, Jim, and I ➤ \_\_\_\_\_
- Mr. Brown's cat ➤ \_\_\_\_\_
- An elephant ➤ \_\_\_\_\_

## Part D. Read and Circle

Read each sentence and circle the correct verb.

1. My friend, Emma, ( is / am / are ) from Australia.
2. Penguins ( is / am / are ) a kind of bird that do not fly.
3. Danny ( isn't / am not / aren't ) nine years old.
4. Liz and John ( was / am / were ) not feeling well yesterday.
5. The little rabbit ( is / am / are ) looking for its mother.
6. My backpack ( wasn't / am not / aren't ) on the table.

## Part E. Complete the Sentences

Complete each sentence by writing a subject in the blank.

1. \_\_\_\_\_ weren't in the box.
2. \_\_\_\_\_ is red.
3. \_\_\_\_\_ am going to school.
4. \_\_\_\_\_ wasn't tasty
5. \_\_\_\_\_ are at home.
6. \_\_\_\_\_ isn't hungry.



## Part F. Complete the Sentences II

Complete each sentence by filling in the blank with the correct form of the verb 'to be'.

1. My grandma \_\_\_\_\_ at home right now.
2. The three bears \_\_\_\_\_ hungry last night.
3. I \_\_\_\_\_ ten years old.
4. My mom and dad \_\_\_\_\_ doctors.
5. Andy \_\_\_\_\_ watching TV yesterday.
6. The sky \_\_\_\_\_ pink.

## Part G. Sentences

Write a sentence for each of the following words.

1. aren't

---

---

2. was

---

---

## Part H. Fun Activity

You will need games pieces and a die. Roll the die and move your piece. Use the pictures to make a sentence using the verb 'to be' to advance.

Start

			
			
			
			
			Finish!

## SECTION 3

### Part A. Journal Time

#### Places I Have Been To



Dear Journal,

One day I would like to visit \_\_\_\_\_

because \_\_\_\_\_

\_\_\_\_\_

I have been to \_\_\_\_\_

\_\_\_\_\_

It was \_\_\_\_\_

\_\_\_\_\_



## Part B. Writing Skill Review

### Writing an Email

- ★ An **email** is a message that we send to people using the internet.
- ★ When we write an **email**, we need the person's **email address**.
- ★ We include the **subject** of the **email**. This tells us what the **email** is mostly about.

## Part C. Let's Practice

As a class, work together to help Charlie write a response to Benny's email.



SEND



To:

From:

Subject: Re: Visiting Hong Kong

Date: April 14, 2016 (03:54 pm)

---

---

---

---

---

---

---

## Part D. Let's Practice II

Read the following message and write an email back to the sender.

Hi there,

I'm Jill and I am from Canada. I just got to Hong Kong and I am so excited to try all the delicious food! Can you tell me what is good to eat in Hong Kong? I hope to try all kinds of food. I hope to hear from you soon!

- Jill Tanner (jilltanner1@email.com)



SEND



To:

From:

Subject:

Date:

---

---

---

---

---

---

---

---

---

---

## Part E. Grammar Review

### Do You Remember the Verb 'To Be'?

- ★ When the subject is singular, we use **"is"**.
- ★ When the subject is plural, we use **"are"**.
- ★ The form of the verb 'to be' changes depending on the subject and time.

	present	negative	past	negative
singular	is	isn't	was	wasn't
plural	are	aren't	were	weren't
Pronoun 'I'	am	am not	was	wasn't

## Part F. Let's Practice

### 1. Read each sentence and circle the correct form of the verb "to be".

- The baby elephant ( **is** / am / are ) calling for its mother.
- These apples ( isn't / **am not** / aren't ) clean.
- I ( isn't / **wasn't** / weren't ) feeling well yesterday.
- Bill and Ray ( **is** / am / are ) going to clean the car.
- The girls ( **wasn't** / isn't / weren't ) in the living room.

### 2. Complete each sentence by writing the correct form of the verb 'to be' in the blank.

- Sam and Clara \_\_\_\_\_ at the carnival last night.
- Miss Ava \_\_\_\_\_ my new English teacher.
- Elephants \_\_\_\_\_ ocean animals.
- The boy \_\_\_\_\_ late yesterday. He was early.



## SECTION 4

### Part A. Quick Grammar Review

#### Do You Remember the Verb 'To Be'?

★ The verb 'to be' changes depending on who and when we are talking about.

	present	negative	past	negative
singular	is	isn't	was	wasn't
plural	are	aren't	were	were't
Pronoun 'I'	am	am not	was	wasn't

### Part B. Let's Practice

1. Complete each sentence by writing a subject in the blank.

- \_\_\_\_\_ weren't at school.
- \_\_\_\_\_ is very fast.
- \_\_\_\_\_ are Tina's friends.
- \_\_\_\_\_ was feeling sick yesterday.

2. Write a sentence for each of the following words.

a. wasn't

\_\_\_\_\_

\_\_\_\_\_

b. am

\_\_\_\_\_

\_\_\_\_\_

## Part C. Let's Review

### Writing an Email

- ★ An **email** is a message that we send to people using the internet.
- ★ When we write an **email**, we need the person's **email address**.
- ★ We include the **subject** of the **email**. This tells us what the **email** is mostly about.

## Part D. Let's Plan

You will be visiting a friend in Japan. Write an email to your friend to ask about what is good to see or do in Japan. Use the space below to plan.

To : Masaki (masaki124@email.com)

From :

Subject :

- ★ Write three questions you want to ask Masaki.

Question 1 : \_\_\_\_\_  
\_\_\_\_\_

Question 2 : \_\_\_\_\_  
\_\_\_\_\_

Question 3 : \_\_\_\_\_  
\_\_\_\_\_

## Part E. Let's Write

**Now, write your email!**

To: \_\_\_\_\_




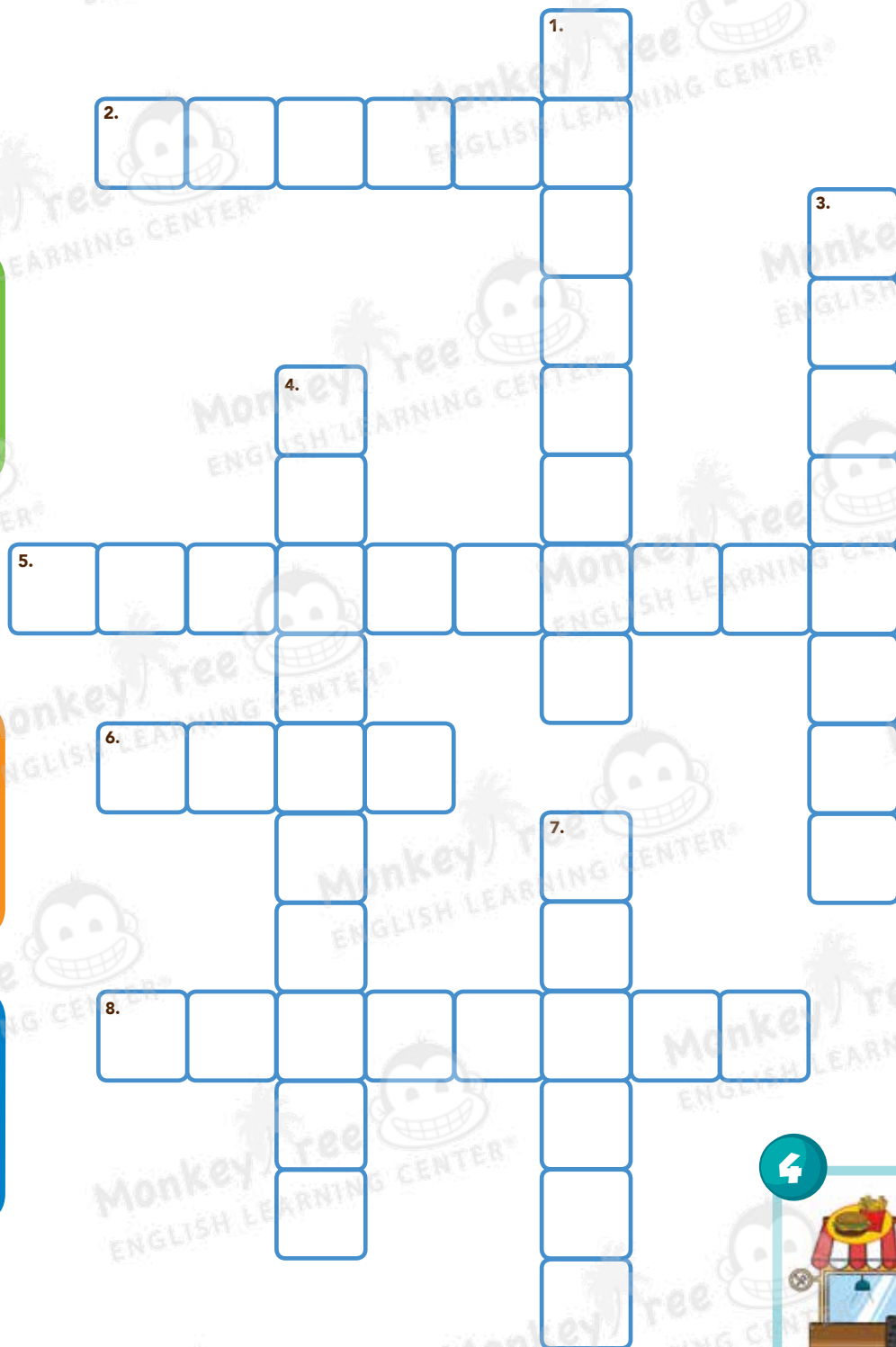
Subject: \_\_\_\_\_





## Part F. Challenge Yourself!

Use the picture clues to complete the crossword puzzle.



## Try This at Home!

### Part A. Vocabulary Check

Use the picture clues to unscramble the words.



e c a  
n o



t k e  
m r a



r t  
m a



i e k  
h

### Part B. Fun Activity

Find the following words in the word search.

#### Find These Words!

email  
aquarium  
sharks  
market  
visit  
tram  
harbor  
hike  
tour

Y	O	U	D	N	T	K	W	R	S
M	A	R	K	E	T	B	F	U	H
L	I	E	Q	N	O	H	A	R	A
H	O	N	G	K	U	C	S	E	R
V	A	Q	U	A	R	I	U	M	K
U	M	A	R	K	S	C	J	A	S
V	I	S	I	T	I	S	E	I	E
T	R	A	M	D	S	P	R	L	Y
S	Y	H	A	R	B	O	R	M	F
J	U	F	H	I	K	E	D	E	X

# GRAMMAR & WRITING

## LEVEL B UNIT 7

### Progress Report

☐ **LESSON 1** \_\_\_\_\_

---

---

---

---

☐ **LESSON 2** \_\_\_\_\_

---

---

---

---

☐ **LESSON 3** \_\_\_\_\_

---

---

---

---

☐ **LESSONS 4+** \_\_\_\_\_

---

---

---

---

**Teacher Signature :** \_\_\_\_\_