

Chat Room

Walkers Unit 8



Transportation

Name : _____

Month : _____


Teacher : _____



Part One Traveling Near



We will be learning these words.



We will be singing this song!

The Wheels on the Bus



The wheels on the bus go round and round
Round and round
Round and round

The wheels on the bus go round and round
All through the town



The horn on the bus goes beep, beep, beep
Beep, beep, beep
Beep, beep, beep



The horn on the bus goes beep, beep, beep
All through the town



Our Activities

Monday

Interview Day

We will be asking these questions:

1. What is your name?
2. How old are you?
3. Where do you live?

Tuesday

Craft Day

We will be making a transportation-themed craft!

Wednesday

Presentation Day

Bring in a transportation toy. We will be talking about your favorite form of transportation!

Thursday

Science Day


We will be learning about what objects will sink and float in water.

Friday

Practical Skill Day

We will be learning some alphabet sounds.

Language Skill Focus



Can it
move fast?

Yes, it can.




Concept Check

Try This at Home!




Listen to the questions and circle or point to the correct pictures.




1. Which are traffic lights?




2. Which is a ferry?



3. Can you point to the tram?



4. Who is walking?



Practical Skill

Try This at Home!



These are the sounds I learned!

Mm ... as in monkey →



Nn ... as in nuts →



Oo ... as in octopus →



Let's practice! Write each letter and say the sound!

Mm Mm Mm

Nn Nn Nn

Oo Oo Oo

Vocabulary Practice One

Teacher: _____


Date: _____



Listen carefully and match the numbers to the pictures.

1

walk




2

bike




3

tram



4

bus



5

drive




Vocabulary Practice Two

Teacher: _____

Date: _____

Listen carefully and color the correct pictures.



1




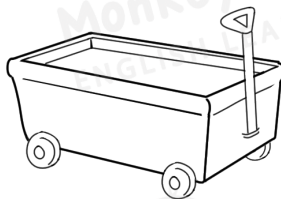


2



3



4



Vocabulary Practice Three

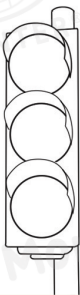


Teacher: _____

Date: _____

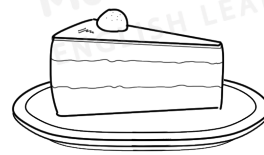

Listen carefully and circle the correct pictures.

1



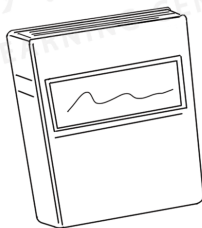
traffic lights

2



tram

3




bike

4




drive

5



car

6



ferry

Vocabulary Practice Four


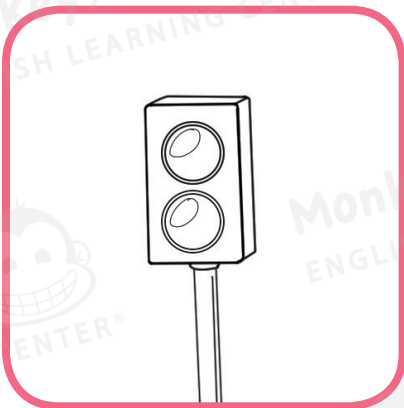


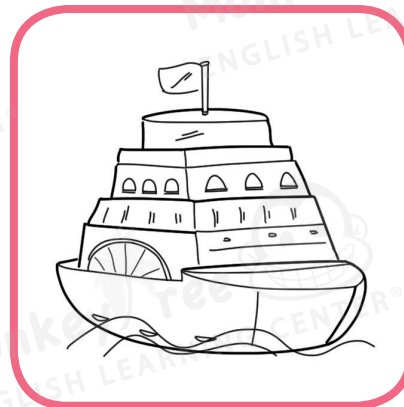

Teacher: _____ Date: _____



Listen carefully and color accordingly.

Let's Color!

1. traffic lights - red
2. drive - blue
3. bus - yellow
4. bike - green
5. walk - purple
6. ferry - orange
7. car - pink
8. tram - brown




Vocabulary Practice Five

★ Teacher: _____
★ Trace the vocabulary words.

Date: _____

1

bike




2

walk




3

car



4

bus



Vocabulary Practice Six


Teacher: _____

Date: _____



Circle all the things we have talked about. Cross the things that we have not talked about.


1



2



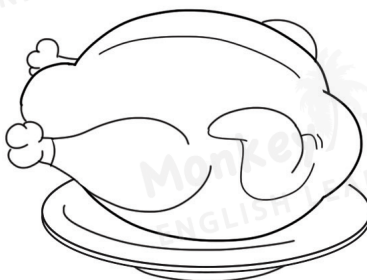
3



4



5



6




7



8



9



Science Log


Sink or Float?

Teacher: _____


Date: _____



Some objects are heavy and some objects are light. Heavy objects will sink in water. Let's take a look at what things will sink in water.




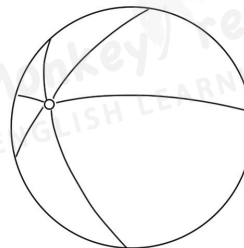

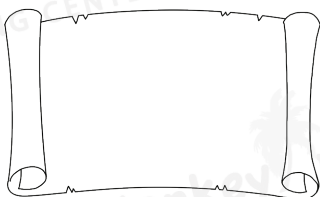


sinking



not sinking



Which objects are heavy? Color them!



Science Log

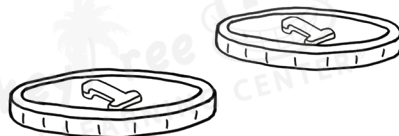
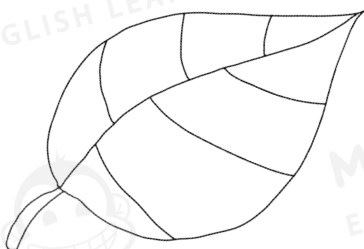



Sink or Float?

Teacher: _____

Date: _____



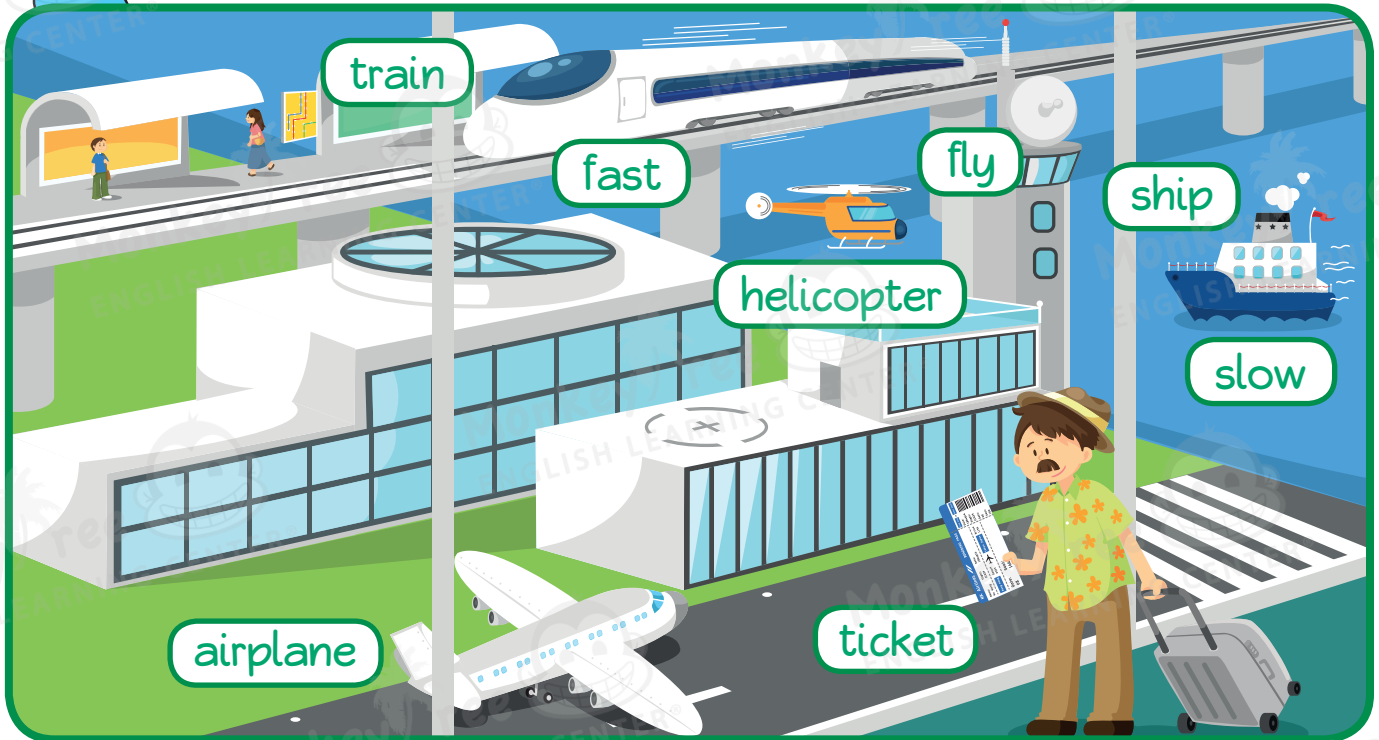
Do the sinking experiment. Color all the objects that sink red.
Cross the objects that do not sink.



Part Two Traveling Far



We will be learning these words.



We will be singing this song!

Row, Row, Row Your Boat

Row, row, row your boat

Gently down the stream

Merrily, merrily, merrily, merrily

Life is but a dream

Row, row, row your boat

Gently down the stream

If you see a crocodile

Don't forget to scream



Our Activities

Monday

Interview Day

We will be asking these questions:

1. How old are you?
2. Do you like to ride the bus?
3. How do you get to school?

Tuesday

Craft Day

We will be making a transportation-themed craft!

Wednesday

Presentation Day

Bring in a transportation toy. We will be talking about your favorite form of transportation.

Thursday

Science Day

We will be learning about what objects will sink and float in water.


Friday

Practical Skill Day

We will be learning some alphabet sounds.



Language Skill Focus



Can it
move fast?

No, it can't.




Concept Check

Try This at Home!




Listen to the questions and circle or point to the correct pictures.

1. Which is a ticket?



2. Which is fast?



3. Which one does not fly?



4. Can you point to the helicopter?




Practical Skill

Try This at Home!



These are the sounds I learned!

Pp ... as in pig





Qq ... as in queen



Rr ... as in rabbit



Let's practice! Write each letter and say the sound!



Vocabulary Practice One

Teacher: _____

Date: _____



Trace the vocabulary words.


1

fast



2

slow



3

fly



4

train





Vocabulary Practice Two

Teacher: _____ Date: _____

Listen carefully and color accordingly.

Let's Color!

1. helicopter - red
2. train - yellow
3. slow - blue
4. fast - green
5. ticket - orange
6. airplane - purple
7. ship - pink
8. fly - brown



Vocabulary Practice Three



Teacher: _____

Date: _____

Listen carefully and paste the pictures.

1

train

2

airplane

3

ticket

4

helicopter

5

ship

6

fast

Vocabulary Practice Four

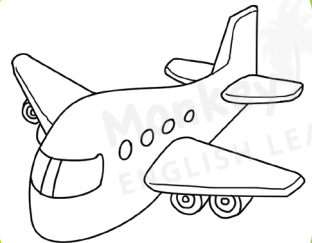
Teacher: _____

Date: _____

Listen carefully and match the numbers to the pictures.

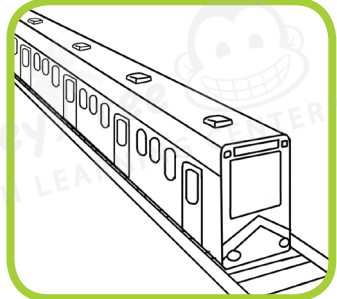
1

ticket



2

slow



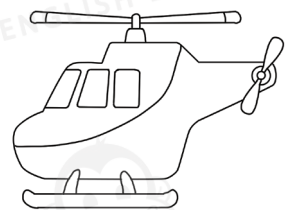
3

airplane



4

train



5

helicopter



Vocabulary Practice Five

Teacher: _____

Date: _____




Circle all the things we have talked about. Cross the things we have not talked about.

1




2




3




4



5



6



7



8



9



Vocabulary Practice Six

Teacher: _____

Date: _____



Listen carefully and color the correct pictures.

1




ship

2





slow

3




fast

4



helicopter

5



ticket

6



train

Science Log


Sink or Float?

Teacher: _____


Date: _____



Some objects are heavy and some objects are light. Light objects will float on water. Let's take a look at what things will float on water.




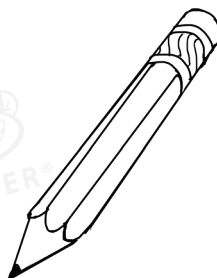


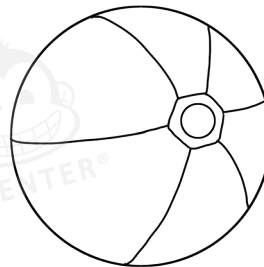

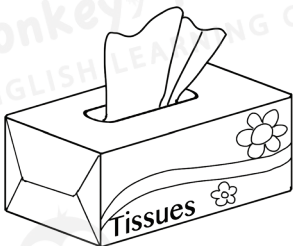
floating



sinking



Which objects are light? Color them!



Science Log Sink or Float?

Teacher: _____

Date: _____



Do the sink or float experiment. Record and paste your findings below.

These things float on water..

Large rectangular area with a dotted green border for recording findings about items that float on water.

These things sink in water..

Large rectangular area with a dotted green border for recording findings about items that sink in water.

Extra Fun Activity One

Date: _____



Find and color these items!

1



2



3



4




5



Extra Fun Activity Two

Date: _____

Complete the picture by drawing the missing half.



Chat Room Walkers Report

Month _____

1	2	3	4	5	6	7
8	9	10	11	12	13	14
15	16	17	18	19	20	21
22	23	24	25	26	27	28
29	30	31				

Poor

Average

Good

Very Good

Excellent

Speaking :

1

2

3

4

5

Listening:

1

2

3

4

5

Concentration:

1

2

3

4

5

Behavior:

1

2

3

4

5

Vocabulary:

1

2

3

4

5

Overall:

1

2

3

4

5

Comment / Note:

Teacher's Signature: _____

Should you have any further questions or concerns, you are welcome to make an appointment with your child's teacher with our receptionist to further discuss your child's progress.

