



GRAMMAR & WRITING



Name: _____

Teacher: _____

Date: _____

SECTION 1

Writing a Pros & Cons Essay

When we write a pros & cons essay, we consider both sides of a particular argument. We explain each side in detail in order to allow the reader to make up his/her own mind about the topic.

Part A: Let's Read

Should children wear school uniforms?

In Hong Kong and across the world, many children wear uniforms every day when attending school. People have many different opinions about this issue. Some people think that students should not be allowed to wear whatever they like, but people who disagree say that we should not make students wear the same outfit every day.

Let's consider the different arguments for and against school uniforms.

PROS:

It is thought that students who wear uniforms to school are better behaved. Wearing uniforms creates a good environment for learning and following rules instead of a relaxed one in which children don't try their best. It is good for students to be able to concentrate on their studies instead of on their clothes and their appearance. Finally, students will not feel like they have to wear expensive clothes that their parents may not be able to afford.




CONS:

Many people argue that students should be able to wear whatever they like. There is evidence that many students do not like wearing uniforms because they take away their ability to show who they are. If students are allowed to choose their own clothes, they can learn to be an individual. Finally, although uniforms are usually believed to be cheaper for parents to buy, in fact many schools' uniforms are becoming very expensive.

It is certainly much easier wearing a school uniform every day as you don't need to spend time choosing an outfit in the morning. However, being able to express yourself through your choice of clothing brings a lot of joy to people around the world.

If you had the choice, which option would you prefer?



Part B. Let's Talk

Why do some people think students should wear uniforms?

Why might students who wear uniforms get better grades?

Why do you think some students don't like to wear uniforms?

Do you think that school children should have to wear uniforms?

Part C. My New Words

Write each word and its definition. Next, write a sentence using the new word.

1

Word: _____ noun / verb / adjective / adverb

Definition: _____

Sentence: _____

2

Word: _____ noun / verb / adjective / adverb

Definition: _____

Sentence: _____

3

Word: _____ noun / verb / adjective / adverb

Definition: _____

Sentence: _____

4

Word: _____ noun / verb / adjective / adverb

Definition: _____

Sentence: _____

Part D. Vocabulary Check

1. Find new words in the text that match the following definitions.

- a. To have enough money to buy something

A

- b. Costing a lot of money

E

- c. The way that someone or something looks

A

- d. What someone thinks about a topic

O

2. Now use one of the new words to write a sentence.

3. Match the words to the correct pictures.

uniform

expensive

concentrate

relaxed


1



2



3



4



Part E. Let's Learn

Writing a Pros & Cons Essay

- Different people have different opinions about different topics. When people disagree about a topic, we say it is a debate.

Example:

Is television bad for children?

Should children have to do homework?

Are books better than television?

Should people be punished for not recycling?

Are cats better pets than dogs?

Should children be forced to do exercise?

- When we describe a debate in writing, it is called a **pros & cons essay**.
- The writer should begin with a strong introduction which grabs the reader's attention. It should also state the topic in a simple way.
- The writer must then give the **pros** and **cons** about the issue. These explain each side of the argument with details and examples.
- The writer must not give their opinion while doing this. The argument must be provided in a neutral and balanced manner.
- Finally, the writer may provide a conclusion which summarizes the debate and offers their opinion about it.

Part F. Let's Analyze

Refer to the text, *Should children wear school uniforms?*, and complete the following activities.

1. How does the introduction grab your attention?

2. Complete the chart below to show the pros and cons of wearing school uniforms.

PROS	CONS

3. What are the different concerns about costs for parents?

4. Why is it thought that children who wear uniform do better at school?

SECTION 2

Part A. Let's Learn



Modal Verbs

Handwriting practice lines for the section titled "Modal Verbs". The area contains 18 horizontal lines for writing practice, with a faint "Monkey ree" watermark repeated across the page.

Part B. Let's Practice


Circle the **modal verb** in each sentence and tick (✓) the appropriate box.

	Certain	Probable	Possible
1. I will get the bus to school today.	<input type="checkbox"/>	<input type="checkbox"/>	<input type="checkbox"/>
2. It might rain at the weekend.	<input type="checkbox"/>	<input type="checkbox"/>	<input type="checkbox"/>
3. You should have enough money for candy.	<input type="checkbox"/>	<input type="checkbox"/>	<input type="checkbox"/>
4. We might get a pet dog soon.	<input type="checkbox"/>	<input type="checkbox"/>	<input type="checkbox"/>
5. He will bring his little sister to the carnival.	<input type="checkbox"/>	<input type="checkbox"/>	<input type="checkbox"/>
6. Tickets should not cost more than \$50.	<input type="checkbox"/>	<input type="checkbox"/>	<input type="checkbox"/>
7. We will go to Macau and have a lovely day.	<input type="checkbox"/>	<input type="checkbox"/>	<input type="checkbox"/>
8. You could try harder to find the missing pen.	<input type="checkbox"/>	<input type="checkbox"/>	<input type="checkbox"/>

Part C. Circle and Rank

Read the message below. Circle the **modal verbs** and rank the events in the order of their probability of occurring in the future.

Hello, Stella. Thank you for letting us come to stay for the weekend. We are so excited to visit you in Macau! We should get there before 8 o'clock, but if the ferry is delayed, we might be a little late. Don't worry though, we will ring you when we arrive. Thanks again! And see you soon!



- _____
- _____
- _____

Part D. Read and Circle

Read the following sentences and circle the correct modal verbs.

1. There (will / should not) be any lions in the pet shop.
2. If you leave water in the freezer, it (will / could) turn into ice.
3. It's getting cold! It (might / will not) snow this weekend.
4. This is a great movie, you (will not / should) enjoy it very much.
5. I (might / could) help you, but I don't want to.
6. If you are mean to David, he (should / might not) want to be your friend any more.
7. I saved up lots of money, I (might / could not) go shopping tomorrow!
8. If you study very hard, you (will not / could) fail the exam.
9. It's almost 1 p.m., lunch (should / should not) be served shortly.
10. The ice (will / might) melt if you put it in the sun.
11. Arthur (will not / will) be delighted if his favorite soccer team loses the game.
12. You (will not / could) do your homework this evening if you have nothing else to do.
13. It is very sunny today. It (could not / should) snow this evening.
14. It is 5 p.m. In one hour, it (will / might) be 6 p.m.
15. Rex is on his way now, he (will not / should) arrive shortly.

Part E. Fill in the Modal Verb

Read each sentence and fill in the blank with an appropriate **modal verb**. You may need to use some negative verbs.

1. If you don't have an umbrella in the rain, you _____ get wet.
2. Sarah _____ find some flowers if she looks hard.
3. Cindy is feeling sick, so she _____ come to the party.
4. Fifteen dollars _____ be enough for a ticket to Central.
5. If you try your best, you _____ win the competition.
6. If you do lots of exercise and eat well, you _____ be healthier.
7. You _____ visit Grandma this weekend, but you don't have to.
8. Fred _____ be ten in August!

Part F. Fill in the Verb and Modal Verb

Fill in each blank with a **verb** from the box and an appropriate **modal verb**. Follow the example.

break

miss

start

~~**read**~~

be

paint

1. I have nothing to do this afternoon, I could read a book.
2. The glass _____ if you drop it to the floor.
3. Mom said that lunch _____ ready in ten minutes!
4. There are many black clouds, it _____ to rain.
5. If you aren't ready to leave in five minutes, you _____ the bus.
6. Ms. Green said that Hazel is a fabulous artist and that she _____ many pictures.

Part G. Complete the Sentence

Read and complete the following sentences.

1. If it is a sunny day tomorrow, we could _____

2. Oh no! I have lost my phone! I will _____

3. Lara has been drawing all day. Her sketch should _____

4. It is very hot today. It might _____

Part H. Sentence Writing

Write a sentence using each of the following **modal verbs**.

1. **will**

2. **should not**

3. **might**

4. **could not**

SECTION 3

Part A. Free Write



My School

Think about your school. What is it like? Who is your favorite teacher? Who are your best friends at school? What subjects do you like? What is your school uniform like? Write a short descriptive essay about your school and explain whether or not you like it and why.

This image shows a sheet of primary-ruled paper, commonly used for young students' writing. The paper features horizontal lines for writing. A repeating watermark is visible across the page, consisting of a smiling monkey face and the text "Monkey ree ENGLISH LEARNING CENTER". The watermark is oriented diagonally. The paper is otherwise blank, with no text or other markings.

Part B. Let's Review

Writing a Pros & Cons Essay

- ✓ A **pros & cons** essay describes a debate on a topic that people have different opinions about.
- ✓ A **pros & cons essay** begins with a strong introduction before describing the pros and the cons in a balanced way.
- ✓ Finally, we can write a conclusion that summarizes the **pros & cons essay**, offers our own opinion, and says which side of the argument we prefer.

Part C. Let's Practice

Complete the following activities as a class.

1. Read the following pairs of statements and tick the one that is most balanced.

a. Zoos are fascinating places! There is no reason not to visit them.

Some people who oppose zoos are concerned about animal rights.

b. Cellphones are expensive and children should not be allowed them.

Cellphones are useful in emergencies, but they are also distracting.

c. A little candy is okay, but you should also eat plenty of fruit.

We shouldn't worry about eating candy – it's much tastier than fruit.

d. Books are boring! Everyone prefers to watch TV.

Watching TV helps us relax, but reading books exercises the brain.

☐☐☐☐☐☐☐☐

2. Read each topic and provide a pro statement and a con statement.

a. Are too many video games bad for children?

PROS	CONS

b. Is it right for animals to be kept in zoos?

PROS	CONS

3. Write conclusions for each of the topics from the previous activity. Include your own opinions about them.

a. _____

b. _____

Part D. Let's Review

Do you remember **Modal Verbs**?

- ★ **Modal verbs** can be used to show how likely it is that something will happen in the future.
- ★ **Will** tells us that something is definitely going to happen.
- ★ We use **should** for something that we expect is probably going to happen, but which we are not completely certain about.
- ★ **Might** and **could** tell us that it is possible for something to happen.
- ★ We use **might** for something that we want to do, and we use **could** for something that we don't want to do.

1. Read the following sentences and insert an appropriate modal verb in the correct place. You may need to use a negative verb. Follow the example.

- a. Cara said that she ^{should} be finished with her homework by half past seven.
- b. Joey saw some black clouds this afternoon and thinks it rain.
- c. Today is Friday. Tomorrow be Sunday.
- d. If you have nothing to do, you go to the funfair.
- e. Tanya has saved up lots of money and buy a new computer game tomorrow.

2. Write a sentence for each of the following modal verbs.

a. **will not**

b. **could**

c. **should not**

SECTION 4

Part A. Let's Review

Do you remember **Modal Verbs**?

We can use **modal verbs** to talk about things that we think are going to happen in the future.

Read the following essay and fill in the blanks with appropriate modal verbs.

What Should We Do Tomorrow?

Greta: Curt, we need to make some plans for tomorrow so we don't get bored! I think the weather (**should** / **could not**) be nice and sunny. Do you want to go to the beach?

Curt: That's a great idea! The sun (**might** / **will**) rise at 7 o'clock in the morning. We (**could** / **will**) go to the beach then!

Greta: At 7 o'clock?! Oh, Curt that's much too early for me.
I (**might not** / **should**) be awake by then! Let's go at 9 o'clock!
I (**should** / **could not**) be ready to leave by then.

Curt: Okay then! I (**will** / **should not**) read a book until you wake up. What if it is raining? What should we do then?

Greta: We (**will** / **could**) go to the cinema or the shopping mall instead!

Curt: What a good idea! I (**will** / **should not**) bring some money for a new computer game. See you tomorrow, Greta!

Greta: See you tomorrow!

Part B. Let's Plan

Write a Pros & Cons Essay

You will be writing a **pros & cons essay** about a topic of your choice. Listen to the list of debates your teacher reads out or think of your own. Then plan your **pros & cons essay** in the space below.

Topic:

Introduction:

Pros:

Cons:

Conclusion:

Now, write your pros & cons essay below!!

The image shows a full-page background with a repeating pattern. It consists of horizontal lines, similar to notebook paper. Between these lines, there is a watermark that repeats diagonally. The watermark features a cartoon monkey face with a wide, toothy grin, a small palm tree to its left, and the text 'Monkey ree' in a stylized font, followed by 'ENGLISH LEARNING CENTER' in a smaller, sans-serif font. The entire pattern is rendered in a light gray color.

GRAMMAR & WRITING

LEVEL C UNIT 10

Progress Report

☐ Lesson 1 _____

☐ Lesson 2 _____

☐ Lesson 3 _____

☐ Lessons 4+ _____

Teacher Signature : _____

