



# READING & SPEAKING



## Giant Animals



**Name:** \_\_\_\_\_

**Teacher:** \_\_\_\_\_

**Date:** \_\_\_\_\_

## SECTION 1

### Part A. Let's Read

Look at the picture and title. What do you think the story is about? Then, read the story.

### What Could It Be?

Tim and Pete play in the garden. Tim kicks the ball behind a tree. Pete runs to fetch it. He sees something in the ground. "Tim, bring a shovel!" he shouts.

Tim and Pete take turns to dig. "It looks like an old bone," says Tim. "What animal do you think it is?" he asks.

"I think it's from a dog," says Pete.


"No ways!" says Tim. "It's too big. I think it's from an elephant.

Elephants have two tusks and long trunks. They are the biggest land animals."

"Maybe it's a giraffe?" asks Pete. "Giraffes use their long necks to eat leaves high up on trees. They are the tallest animals."

"What about an ostrich?" asks Tim. "Ostriches are the biggest birds. They have two long legs and can run really fast!"

Pete stands up. "Let's go ask Mom," he says. "I bet she will know!"



### Part B. Let's Talk

**What does Pete see behind the tree?**

**What are the biggest land animals?**

**What can giraffes do with their long necks?**

**What is your favorite giant animal? Why?**

## Part C. Vocabulary

Write your new words. Find out what each one means and draw a picture.

1

Word: \_\_\_\_\_

It means: \_\_\_\_\_

\_\_\_\_\_

\_\_\_\_\_

\_\_\_\_\_

I can draw it!

2

Word: \_\_\_\_\_

It means: \_\_\_\_\_

\_\_\_\_\_

\_\_\_\_\_

\_\_\_\_\_

I can draw it!

3

Word: \_\_\_\_\_

It means: \_\_\_\_\_

\_\_\_\_\_

\_\_\_\_\_

\_\_\_\_\_

I can draw it!

4

Word: \_\_\_\_\_

It means: \_\_\_\_\_

\_\_\_\_\_

\_\_\_\_\_

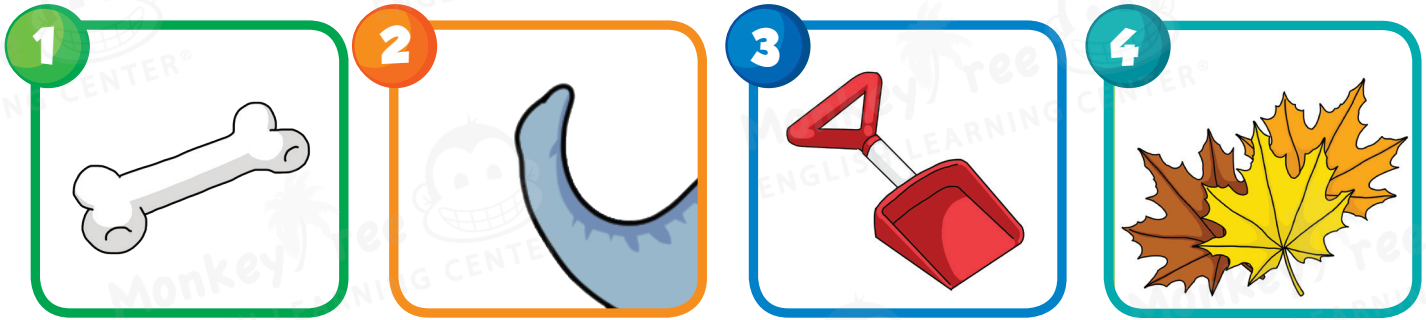
\_\_\_\_\_

I can draw it!

★ Practice spelling these words at home!

## Part D. Vocabulary Check

Write a word from the reading that matches each of the following pictures.



## Part E. Challenge Yourself !

**garden   shouts   long   tree   elephant   run**

1. Jen climbs the \_\_\_\_\_ to fetch the kite.
2. My teacher \_\_\_\_\_ at me when I leave my books at home.
3. The train ride is \_\_\_\_\_ so I packed a snack.
4. I \_\_\_\_\_ out of class when the bell rings.
5. We play 'hide and seek' in the \_\_\_\_\_.
6. I saw an \_\_\_\_\_ on safari in South Africa.

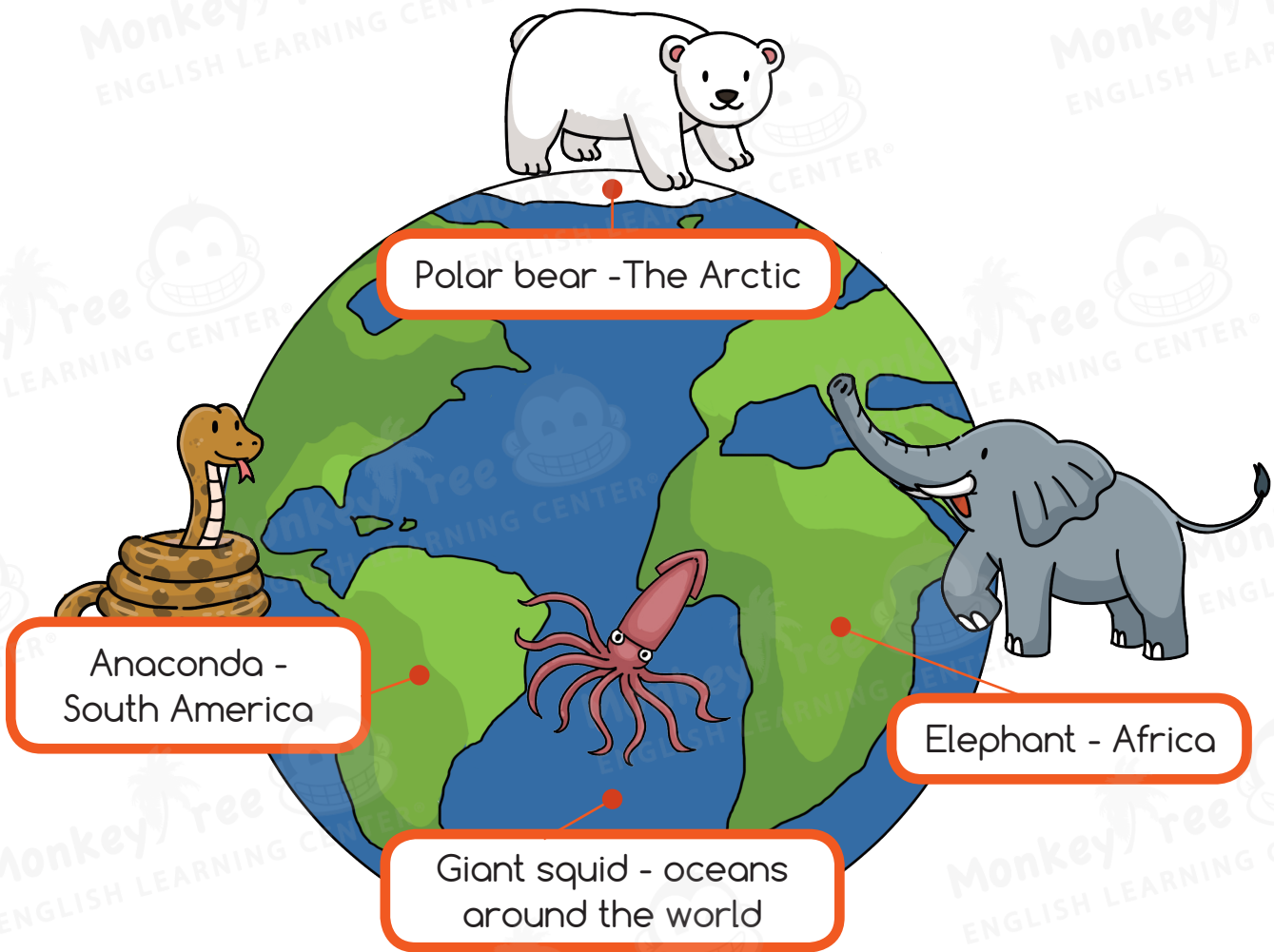


## Part F. Let's Learn

Let's learn about giant animals!

### Where Do Giant Animals Live?

We find giant animals all over the world! Let's take a look at where some of them live!



## Part G. Let's Talk !

Do all giant animals live in the same place?

Where do polar bears live?

Where do giant squid live?

What giant animal would you like to see?

## SECTION 2

### Part A. Let's Learn

#### What Do They Eat?

Let's take a look at some of the foods that giant animals eat!



▶ **Ostriches**  
eat leaves and seeds. Sometimes they also eat smaller animals like mice, snakes and lizards.

▶ **Giant pandas**  
mainly eat bamboo and the stems of plants.



▶ **Giraffes**  
eat small leaves and grass. They use their long necks to reach leaves high up on big trees.



▶ **Blue whales**  
eat tiny shrimp called krill. They have big mouths so that they can swallow a lot of food at the same time.

### Part B. Let's Talk

What do blue whales eat?

How do giraffes eat?

What do ostriches eat?

What do giant pandas eat?


## Part C. Let's Check

Read each sentence and fill in the correct words.

1. \_\_\_\_\_ are the biggest birds on Earth.
2. Blue whales can eat a lot of krill at the same time because they have big \_\_\_\_\_.
3. Giraffes can reach the top leaves on trees because they have long \_\_\_\_\_.

## Part D. Fun Activity


Help the elephant get back to the tree!



## Part E. Sound Check

Read and listen to the long **e** sound below. Find words from the reading piece that have the same sound. Write them in the blanks.

**ea** as in the word leaf



These words have the long **e** sound

1. \_\_\_\_\_
2. \_\_\_\_\_
3. \_\_\_\_\_

**meet**

**seat**

**brief**


**street**

**he**

## Part F. Word Check

Use the picture clues to write the words.


1



2



3



\_\_\_\_\_

\_\_\_\_\_

\_\_\_\_\_




## Part G. Language Focus

### Has / Have

- ★ When we speak about one person or thing, we use "has".
- ★ When we speak about more than one person or thing, we use "have".

Example:



The dog has a bone.



The cups have handles.

Let's practice the language focus...


1



2




3



4



5



6



## SECTION 3

### Part A. Let's Learn

Look at the picture and the title. What do you think the story is about?  
Then, read the story.

## The Age of Dinosaurs



Dinosaurs used to live on Earth. A long time ago, they became extinct. Now we can only see them in movies, books, and in museums.

There were many different kinds of dinosaurs. Some could walk, some could swim, and some could fly. Some were small, but most were very big.

We know this by looking at their fossils. These are old pieces of bone. We can find these in rocks and underground. Some dinosaurs were herbivores.

They only ate plants, like grass and leaves. Other dinosaurs were carnivores. They hunted and ate other dinosaurs.

Dinosaurs were all reptiles. This means that all baby dinosaurs hatch from an egg.

Have you seen pictures of dinosaurs before? What did they look like?

### Part B. Let's Talk

Where can we see dinosaurs today?

Where can we find fossils?

What did dinosaurs eat?

How did dinosaurs move around?

## Part C. Let's Learn the Skill

### Context Clues

- ★ When we read a text, we might come across a word we do not know.
- ★ We can look at the context clues to help us figure out what the word means.
- ★ We read the sentences before or after a new word to help figure out what it means.

## Part D. Let's Practice

Read the following paragraph. Use context clues to figure out the two new words below.

Jane and Luke are exhausted. They have been digging for dinosaur bones for so long. Their hands hurt.

"I don't think we'll find any bones here," says Luke.

"Let's try digging behind that rock," says Jane.

Jane and Luke dig behind the rock. Luke strikes something hard.

"I've found something!" he shouts.

Word: exhausted

Word: strikes

## Part E. Let's Use Context Clues

Refer to the reading, *The Age of Dinosaurs*. Use context clues to determine what the following words mean.

Word: Extinct

---

---

Word: Fossils

---

---

Word: Herbivore

---

---

Word: Hatch

---


---




## Part F. Let's Listen

Listen carefully and match the people to their favorite giant animals.

1



2



3



4



5

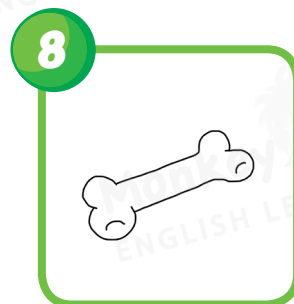
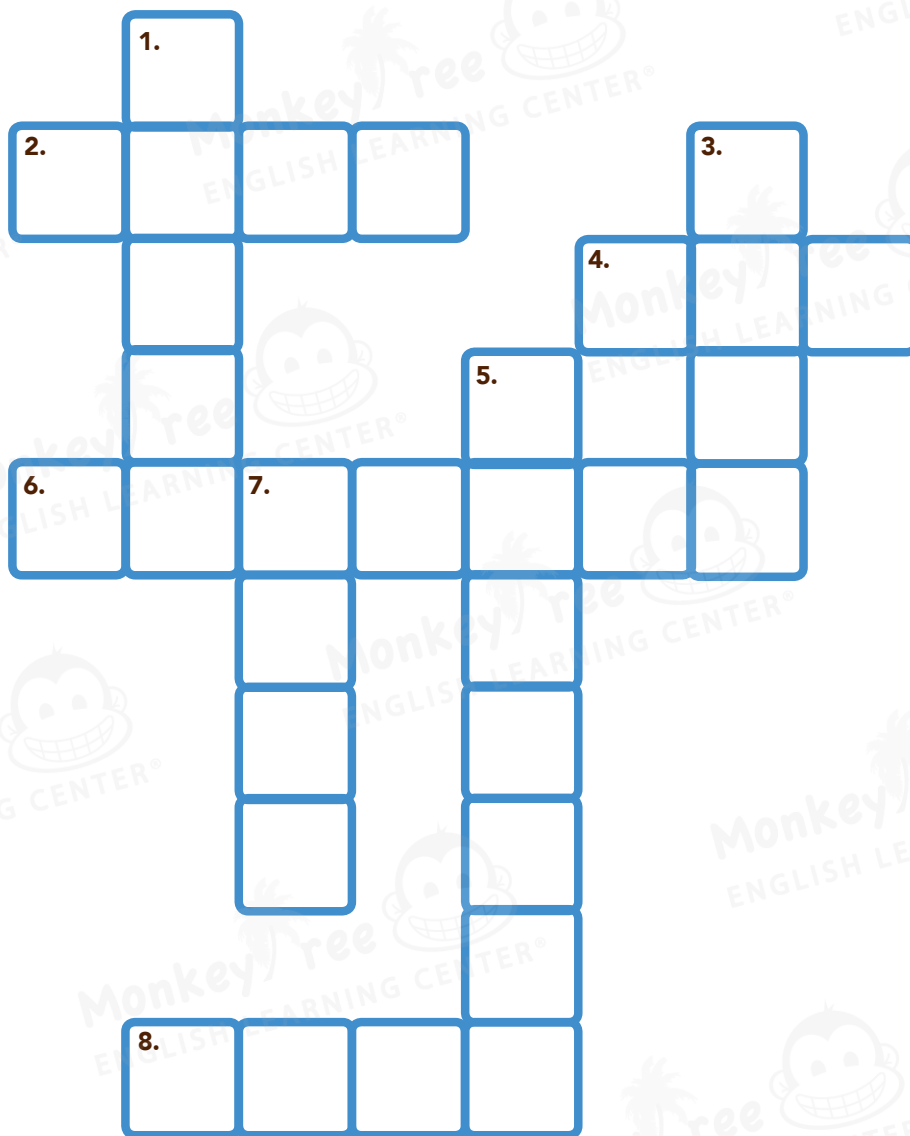




6



## Part G. Challenge Yourself












Use the picture clues to complete the crossword puzzle.



## SECTION 4

### Part A. Let's Check

Which ones are giant animals? Color them! Cross the ones that are not.



## Part B. Let's Learn

Let's learn these fun facts about giant animals!

### Giant Animal Fun Facts

- ★ Elephants flap their ears when they are angry.
- ★ Blue whales are the biggest animals on Earth.
- ★ Anacondas can hold their breath for up to 10 minutes.
- ★ Polar bears have 42 teeth!



## Part C. Multiple Choice Questions

1. Elephants flap their ears when they are \_\_\_\_\_.

- a. happy
- b. sad
- c. sleepy
- d. angry

2. A \_\_\_\_\_ is an old bone.

- a. tusk
- b. fossil
- c. trunk
- d. neck

3. \_\_\_\_\_ are the biggest animals on Earth.

- a. Blue whales
- b. Elephants
- c. Polar bears
- d. Giant squids

4. Giraffes have very \_\_\_\_\_ necks.

- a. short
- b. fat
- c. long
- d. small



## Part D. Written Response Questions

Answer the questions by filling in the blanks with the correct words.

1. How do we know what dinosaurs looked like?

We know what dinosaurs looked like by \_\_\_\_\_  
\_\_\_\_\_.

2. How are ostriches able to run very fast?

Ostriches have \_\_\_\_\_ which help  
them to run very fast.

3. How are giraffes able to eat leaves off tall trees?

Giraffes have \_\_\_\_\_ which allow  
them to \_\_\_\_\_.

## Part E. Let's Spell

Listen carefully and write the words you hear.

1

\_\_\_\_\_

4

\_\_\_\_\_

2

\_\_\_\_\_

5

\_\_\_\_\_

3

\_\_\_\_\_

6

\_\_\_\_\_

## Part F. Let's Present

What is your favorite giant animal? Draw your it and present it to the class!



**What kind of animal is it?**

**Where does it live?**

**What does it like to eat?**

**What is special about it?**

## Try This at Home!

### Part A. Vocabulary Check

Match each picture to the correct word.



grass

dinosaur

trunk

shovel

### Part B. Fun Activity

Can you spot all six differences?



# READING & SPEAKING

## LEVEL A UNIT 8

### Progress Report

☐ Lesson 1 \_\_\_\_\_

---

---

---

---

☐ Lesson 2 \_\_\_\_\_

---

---

---

---

☐ Lesson 3 \_\_\_\_\_

---

---

---

---

☐ Lessons 4+ \_\_\_\_\_

---

---

---

---

Teacher Signature : \_\_\_\_\_

