


Novice Beginner Monkeys Camping



Name: _____

Teacher: _____

Date: _____



Camping in the Forest



Josh is camping in the forest with Dad. It is getting cold and dark.

"Can we make a campfire?" Josh asks.

"First, we have to look for logs," Dad says.

They find some logs and put them in a pile. Dad makes the fire and Josh goes to get some marshmallows from the tent.

The fire is big when Josh gets back. Dad stands in front of it to get warm.

Camping in the Forest



"Let's roast the marshmallows!" Josh says.

He takes a marshmallow out of the bag. It is big, white, and soft. Next, he pushes a long stick into the marshmallow and puts it over the fire. Then, he pulls it away and takes a big bite.

"Yum!" says Josh.

"It is time for bed now," says Dad. They go to sleep in their big, red tent.

Week One

Reading Comprehension

Part A: Vocabulary

1. Word: _____

Definition: _____

2. Word: _____

Definition: _____

3. Word: _____

Definition: _____

4. Word: _____

Definition: _____

Part B: Vocabulary Check

Match the pictures to the correct words.



pile



logs



campfire

Part C: Learn the Skill

Setting

- A story's **setting** is where and when it takes place.
- As you read a story, you should think about what its **setting** is.
- Use words in the story to help you make a clear picture of the **setting** in your mind.

1. Where does the story take place?

2. What things can we see in a forest?

3. What time of the day is it in the story? How do you know?

4. Now draw the **setting**!



Part D: Written Response Questions

Answer the following questions in full sentences.

1. Why does Josh want to make a campfire?

2. Why is Dad standing in front of the fire?

3. What is a marshmallow like?

Part E: Multiple Choice Questions

1. Where is Josh camping?

- a** In the forest
- b** At school
- c** On the beach
- d** Under the bridge

2. Who is Josh camping with?

- a** Mom
- b** His brother
- c** Dad
- d** His best friend

3. What do they find in the forest?

- a** Some marshmallows
- b** A bear
- c** A tent
- d** Some small logs

4. What does Josh get from the tent?

- a** The logs
- b** Marshmallows
- c** Some shoes
- d** A bag of candy

5. What is their tent like?

- a** Small and red
- b** Small and blue
- c** Big and red
- d** Big and blue

6. What does Dad do to get warm?

- a** Stands in front of the fire
- b** Goes to sleep
- c** Eats a marshmallow
- d** Climbs a tree

Week Two

Grammar

Prepositions of Place

- A _____ tells us where something or someone is.

Example:

The tent is **next to** the tree.



- These **prepositions** are:



behind



in



in front of



on



under



between



next to

- Look around your classroom and say where the things are.





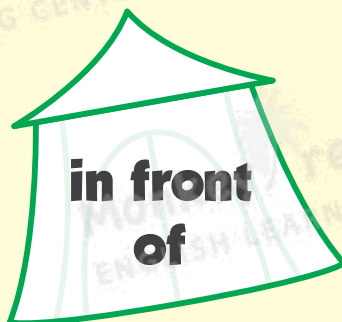
The clock is _____ the wall.

The pencil is _____.



Part A


Color the **prepositions**.



Part B

Read the sentences and circle the **prepositions**.

1. The forest is next to the town.
2. I put the marshmallow in my mouth.
3. The bug is under the chair.
4. The campfire is between the two tents.
5. The school is next to the library.
6. I am hiding behind the sofa!



Part C

Match the pictures to the correct **prepositions**.



behind


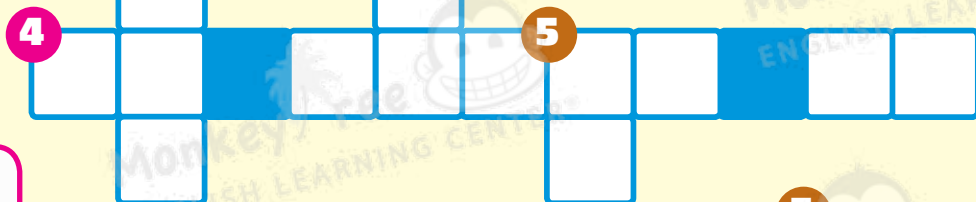
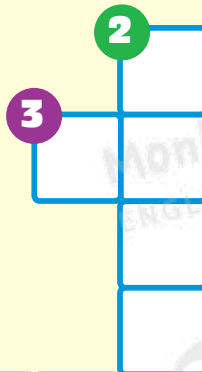
in

on

in front of

Part D

Complete the crossword using the picture clues.



Part E

Look at the picture and fill in the blanks with the correct prepositions.



1. The red tent is _____ a tree.
2. The girl is _____ the blue tent.
3. Dad is sitting _____ the chair.
4. The cat is _____ the chair.
5. The rabbit is _____ a flower.
6. The boy is _____ a tree.
7. The pink butterfly is _____ the two trees.
8. The marshmallows are _____ the campfire.

Part F

Read each sentence and draw it.

1

The bird is in the sky.

2

The big tree is between two small trees.

3

Mom is standing under an umbrella.

4

The bowl is on the table.

Part G

Write a sentence for each of the following **prepositions**.

1. **between**

2. **under**

3. **in front of**

Week Three

Creative Writing

Writing Directions

- **Directions** tell us how to get from one place to another place.
- They help us when we do not know the way.
- When we write **directions**, we first say where to start.
- We then list the steps clearly and in the right order.
- We start each step with a word like 'first', 'next', 'then' and 'finally'.
- Then we put an **action word**.

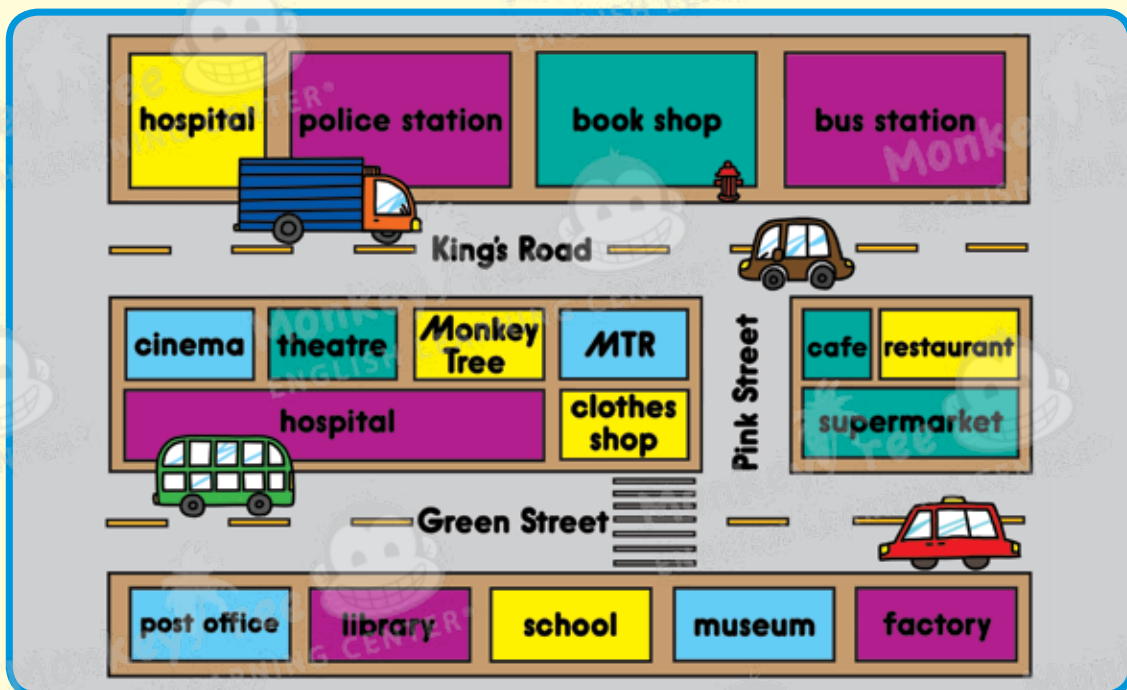
Example: "Next, **turn** left at the book shop."

- We can write **prepositions of place** to make our instructions clearer.

Example: "Then, turn left at the book shop **next to** the school."

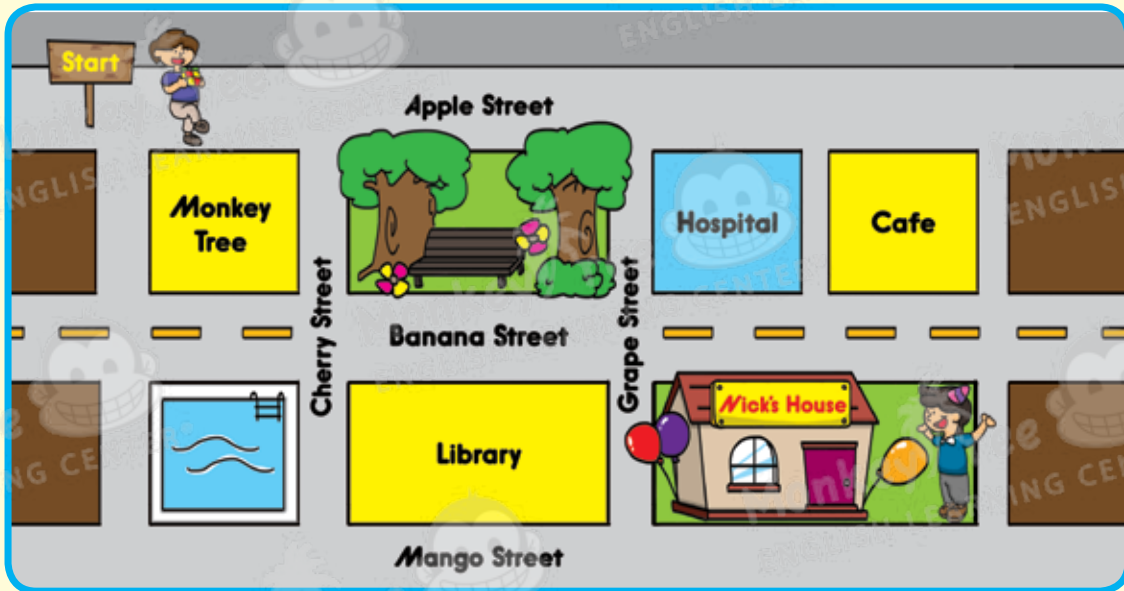
Part A: Let's Practice

1. Look at the map below. Take turns with your classmates selecting a destination and starting point. Practice giving **directions** on how to get there.



Giving Directions

Help the boy find his way to Nick's house for the birthday party. Next, write the **directions**! Use the space below to plan.



1. Start _____

2. First _____

3. Next _____

4. Then _____

5. _____

Part C: Let's Write


Now write the directions!

My Directions

Teacher's Comment

Part D: Let's Listen

Listen carefully and number the pictures in the correct order.



Week Four

Project

Part A: Spelling

1

2

3

4

5

6

Part B: Project Planning

Project: Create a Treasure Map

There is hidden treasure in the forest that you are camping in! You will make a treasure map to help people find it. Use the space below to plan. Then, draw your map. Put an **X** to show where the treasure is.


Name of the forest:

Things in the forest:



Part A: Topic Review

Look at the items below and color what you would need when camping.



Part B: Vocabulary Review

Write the word that matches each picture. Then, find it in the word search!

1



2



3



v	c	l	l	k	j	h	s	r	q	f
n	a	o	l	d	g	s	c	o	m	o
b	m	t	t	l	e	n	a	a	r	
e	p	y	y	h	n	h	n	s	z	e
c	f	u	t	e	n	t	o	t	n	s
t	i	u	p	f	h	h	e	p	b	t
y	r	s	t	i	c	k	j	k	x	t
m	e	r	s	h	m	a	l	m	a	p
n	t	k	s	j	m	a	b	n	g	w

4



5



6



Part C: Grammar Review

1. Read the sentence and circle the **preposition**.

a. The map is on the table.

b. The dog is under the bed.

c. The tent is next to the campfire.

d. The chair is behind the desk.

e. The car is in front of the house.

f. The teddy bear is between the ball and the truck.

2. Write a sentence for each the following **prepositions**.

a. behind

b. on

c. next to

Concept Check

1. Which one is a tent?



2. Find a word from the story that matches each picture.



3. Draw a picture to show each sentence.



a. Mom and Dad are next to the campfire.

b. The girl is in the tent.

Novice Beginner Monkeys

Week

1




2




3



4



5



Vocabulary

Speaking

Reading

Writing

Grammar

Overall

Poor Average Good Very Good Excellent

1

2

3

4

5

1

2

3

4

5

1

2

3

4

5

1

2

3

4

5

1

2

3

4

5

1

2

3

4

5

Monthly Progress:

Teacher Signature:

