

# READING & SPEAKING



## My School



**Name:** \_\_\_\_\_

**Teacher:** \_\_\_\_\_


**Date:** \_\_\_\_\_

## SECTION 1

### Part A. Let's Read

Look at the picture and title. Then, read the story.

#### Time for Science



The bell rings. Kate and Tommy quickly go to their seats in their classroom. Their teacher, Mr. Peter, walks into the classroom and closes the door behind him. He asks the students to sit quietly and take out their science textbooks.

Kate gets her textbook from her backpack. Science is her favorite subject. "I can't wait for today's science lesson!" says Kate.

"I don't like science. It's boring," says Tommy with a sigh.

Mr. Peter draws the planets and the Sun on the board. He teaches the students about the solar system and space travel. Next, Mr. Peter shows them a video about astronauts inhabiting the space station. Tommy finds the video interesting.

"Space is fun to learn about," says Tommy. He is starting to like science class.

"There are many more fun things to learn about in science class," says Kate.

Suddenly, the bell rings. It is time for recess!

"Let's go play hopscotch and tag in the playground!" says Kate.

"Yeah! Recess is my favorite time of the day!" smiles Tommy.

### Part B. Let's Talk

**What are the students learning about?**

**What things do you learn in science class?**

**What subjects do you study at school?**

**What do you like to learn about in class?**



## Part C. My New Words

Write down the words and their meanings. Next, draw pictures to show the words.

1

Word: \_\_\_\_\_

It means: \_\_\_\_\_

\_\_\_\_\_

\_\_\_\_\_

\_\_\_\_\_

I can draw it!

2

Word: \_\_\_\_\_

It means: \_\_\_\_\_

\_\_\_\_\_

\_\_\_\_\_

\_\_\_\_\_

I can draw it!

3

Word: \_\_\_\_\_

It means: \_\_\_\_\_

\_\_\_\_\_

\_\_\_\_\_

\_\_\_\_\_

I can draw it!

4

Word: \_\_\_\_\_

It means: \_\_\_\_\_

\_\_\_\_\_

\_\_\_\_\_

\_\_\_\_\_

I can draw it!

★ Practice spelling these words at home!

## Part D. Vocabulary Check

Write a word that matches each of the following definitions.

1

A bag that you carry on your back



\_\_\_\_\_

2

The large objects that move around the Sun



\_\_\_\_\_

3

A game where one person chases other people



\_\_\_\_\_

## Part E. Challenge Yourself!

Fill in the blanks with words from the boxes.

**favorite**

**video**

**recess**

**learn**

**wait**

1. We \_\_\_\_\_ how to count in math class.

2. Dad shows me a funny \_\_\_\_\_ on his computer.

3. John plays on the swings with Jack at \_\_\_\_\_.

4. I \_\_\_\_\_ for the bus every morning.

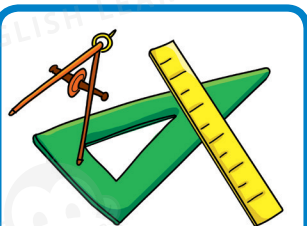
5. Vanilla cake is my \_\_\_\_\_ dessert.

## Part F. Let's Learn

Let's learn about school subjects.

### School Subjects

There are different subjects you can study at school. Let's take a look at the subjects and discuss with your class what things you learn in each one.



**Math**



**English**



**Art**




**Music**



**Science**



**PE**



**Geography**



**History**



**ICT**

## Part G. Let's Talk

**What subjects do you study at school?**

**Which is your favorite subject? Why?**

**Which is your least favorite subject? Why?**

**Which subjects are hard?**



## SECTION 2

### Part A. Let's Learn

Let's learn about what school is like for children around the world!

## Classrooms around the World

Not all schools and classrooms are the same. Let's take a look where children around the world go to school.



**India**



**United Kingdom**



**Vietnam**



**My Classroom**

### Part B. Let's Talk

**Are all classrooms around the world the same?**

**Which classroom is most like yours?**

**What is your classroom like?**

**Do you like your classroom?**

## Part C. Let's Check

Refer to the reading, *Time for Science*. Read the questions and answer using full sentences. Then, draw pictures to show your answers.

1. Where are Kate and Tommy?

---

---

2. Who is Kate and Tommy's teacher?

---

---

## Part D. Fun Activity

Match the words to the definitions.

1

A book used for studying one subject

**recess**

2

A short period of time for students to rest and play

**science**

3

The study of our world such as space, plants, and our bodies

**textbook**

## Part E. Challenge Yourself!

Use the picture clues to complete the crossword puzzle.


1



2



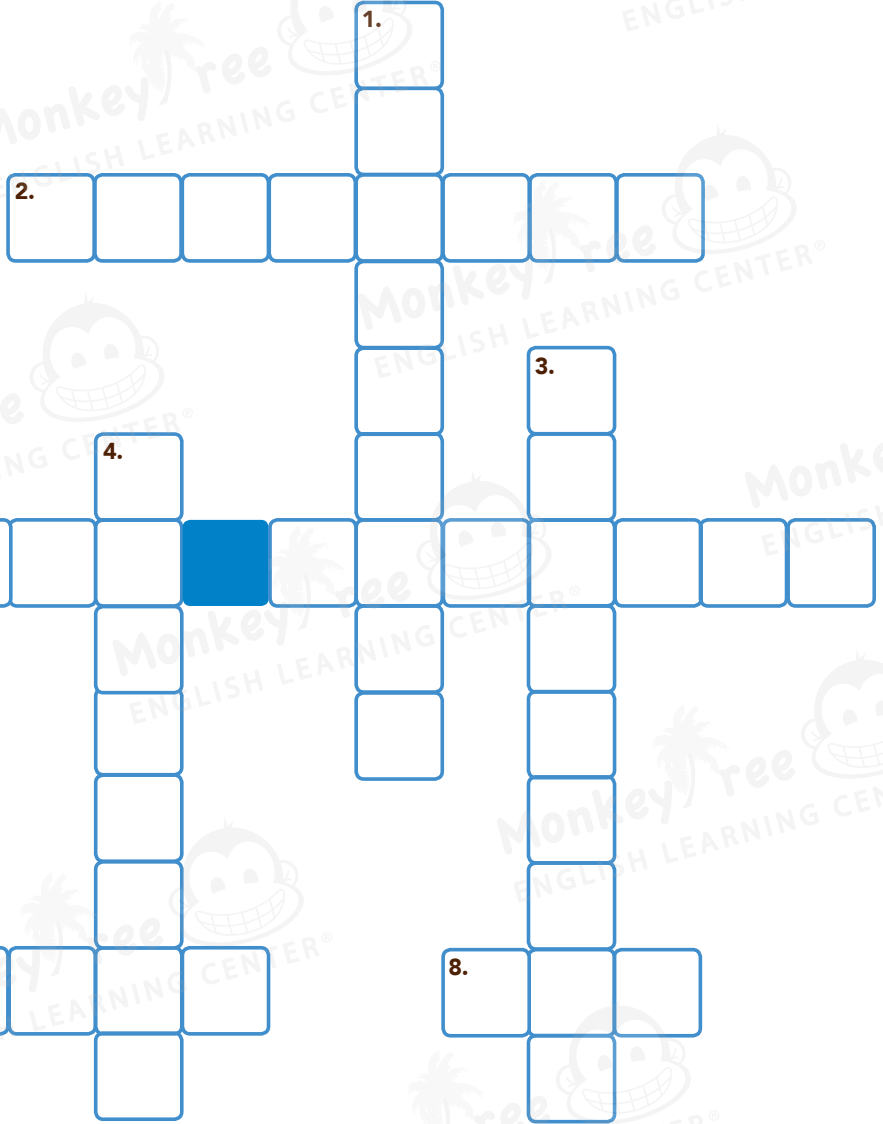
3




4



5



6



7



8






## Part F. Language Focus

### There Is and There Are

- ★ For one thing, animal, or person, we use **"there is"**.
- ★ The negative of **"there is"** is **"there isn't"**.
- ★ For two or more things, animals, or people, we use **"there are"**.
- ★ The negative of **"there are"** is **"there aren't"**.

Example:



There are  
two chairs.

There aren't  
any desks.



#### ★ Structure:

There **is** / **isn't** a...

There **are** / **aren't** any...

#### ★ Let's practice the language focus...

1



Q: How many apples  
are there?

2




Q: How many cats  
are there?

3




Q: How many  
birds are there?

4



Q: Is there a car?

5



Q: Are there any chairs?

6



Q: Is there a student  
here?

## SECTION 3

### Part A. Let's Read

Look at the picture and title. Then, read the story.

#### Nick's Club

Dear Miss Hannah,

Sarah Hanes and I would like to start a painting club. We only have a book club at our school. We need more clubs. After-school clubs are a great way for students to gather and do things together.

Some schools have breakfast clubs, swim clubs, music clubs, language clubs, and many more! These clubs let students share different hobbies with each other.

Afterschool clubs are also a great way for students to practice skills that they do not get to practice in class, such as painting, cooking, and swimming.

Miss Hannah, please let Sarah and I start a painting club! We already have twelve students who want to join! We will be very happy if we could gather after school and paint beautiful pictures together.

Sincerely,

Nick Wright

### Part B. Let's Talk

**What does Nick want?**

**What club are Nick and Sarah starting?**

**Why did Nick write this letter?**

**What do you think Miss Hannah will say?**

## Part C. Let's Learn

### Author's Purpose

- ★ While reading the text, ask yourself why the author wrote it.
- ★ This is the **author's purpose**.
- ★ Think about what the author hopes to do by writing the text. Does he or she want to...
  - tell you about something?
  - get you to agree on something?
  - entertain you?

## Part D. Let's Practice

Read the following paragraph and answer the questions.

Giraffes are the world's tallest animals. They can grow to be as tall as 18 feet – that is taller than two people! You can find these tall animals walking around and munching on leaves in the open grasslands of Africa. Giraffes like to eat the leaves from the trees. Their height makes it easy for them to reach them. Giraffes need to eat a lot of leaves each day, so they spend most of their day eating!

1. What is the author's purpose in writing this paragraph?

---

---

2. What did you learn by reading this paragraph?

---

---



## Part E. Let's Find the Author's Purpose

Refer to the reading, *Nick's Club*. Answer the following questions in full sentences.

1. Why do you think the author wrote this letter?

---

---

---

2. How does the author feel about afterschool clubs?

---

---

---

3. What did you learn from this reading?

---


---

---



## Part F. Let's Listen

1. Listen carefully and answer the questions by circling the correct pictures.

a. What did Henry have in his backpack?



b. Who is Miss Jess?



2. Listen and draw Mrs. Lau's pet.

A large, empty rectangular box with a light blue border, intended for drawing Mrs. Lau's pet. The background of the page features a repeating watermark of the 'Monkey tree' logo and the text 'ENGLISH LEARNING CENTER'.

## SECTION 4

### Part A. Let's Check

1. Look at the picture and label the things in the classroom.

board


clock

desk

video

teacher

student



2. Color the shapes containing a real school subject. Cross the shapes that do not contain a school subject.

geography

wild animals

music

driving

food and  
drinks

science

art

PE

English



## Part B. Let's Learn

Let's learn these facts about schools!

### Schools around the World

- ★ In Brazil, school starts at 7:00 and ends at noon so students can go home to eat with their families.
- ★ Children in Holland start school on their fourth birthday.
- ★ Children in Finland start school at seven years old.
- ★ Students in Japan clean their own classrooms.




## Part C. Vocabulary Check

Write a word that matches each of the following pictures.

1



2



3



## Part D. Multiple Choice Questions

Refer the reading, *Time for Science*. Circle the letter next to the correct answers.

1. Who is in the same class as Kate?

- a. Paul
- b. Timmy
- c. Tommy
- d. All of the above

3. Which is Kate's favorite subject?

- a. Math
- b. Science
- c. English
- d. Space

5. What does Mr. Peter draw on the board?

- a. Planets
- b. The Sun
- c. A spaceship
- d. Both a. and b.

2. Mr. Peter asks the students to...

- a. close their books.
- b. close the door.
- c. take out their textbooks.
- d. play hopscotch.

4. Tommy thinks science is...

- a. the most interesting class.
- b. boring.
- c. exciting.
- d. the best subject in school.

6. What is Tommy's favorite time of the day?

- a. Lunchtime
- b. Home time
- c. Recess
- d. The morning

7. Who is playing tag?



a.



b.



c.



d.

## Part E. Written Response Questions

Answer the following questions in full sentences.

1. What is an afterschool club?

---

---

---

2. What subjects can you learn in school?

---

---

---

3. What is your favorite subject? Why?

---

---

---

## Part F. Let's Spell

Listen carefully and write the words you hear.

1

---

2

---

3

---

4

---

5

---

6

---

## Part G. Let's Present

What is your school or classroom like? Draw it and present it to your class!



Tell us...

**What is the name of your school?**

**Can you describe your school?**

**What do you learn in school?**

**What is your classroom like?**



## Try This at Home!

### Part A. Vocabulary Check

Match the pictures to the words.

1



2



3




A game where you jump on squares drawn on the ground

The first meal you eat in the morning

A book that is used for studying one subject

### Part B. Fun Activity

Help the boy find his way to school!



# READING & SPEAKING

## LEVEL B UNIT 7

### Progress Report

☐ **LESSON 1** \_\_\_\_\_

---

---

---

---

☐ **LESSON 2** \_\_\_\_\_

---

---

---

---

☐ **LESSON 3** \_\_\_\_\_

---

---

---

---

☐ **LESSONS 4-5** \_\_\_\_\_

---

---

---

---

**Teacher Signature :** \_\_\_\_\_